






**PRIME**  
MACHINE TOOLS

## HEAVY DUTY ROLL GRINDING MACHINE





# H HEAVY DUTY ROLL GRINDING MACHINE

Prime Machine tools is Manufacture of Roll Grinding Machine with prime's spirit of precision, perfection and supeiority, Prime Roll grinding Machine generally meant for Metallic & non-metallic Rolls of steel Rolling mills, Coil Mills, Foils mills, Rubber roll Industries work-shop industries for microns accuracy.

## SALIENT FEATURES

### MAIN MACHINE BODY

- The Machine Body is close grained cast iron.
- Special type design, heavy, rigid & stable.

### MACHINE TABLE

- The Machine table is special designed and close grained cast iron.
- Machine table complited machined & Ground.

### WHEEL HEAD

- Spindle made by Special alloy steel with heat treated, Ground and lapped for high accuracy and long life.
- Special design white metal bush bearing for high accuracy and excellent surface finishing.

### WORK HEAD

- Special heat treated, Ground & lapped spindle runs on Antifriction Bearing.
- Give high accuracy & true running to spindle.

- A.C. Drive provided to get variable speed of work-head spindle / work piece for achieving high production, good accuracies & optimum R.P.M. of work piece can be set.

### TAIL HEAD:

- Special heat treated Ground, Lapped & heavy duty ram for achieving high accuracies.

### HYDRAULIC UNIT:

- Hydraulic power pack unit housed out side the machine for easy maintance.

### ELECTRICAL UNIT:

- All electrical mounted in a concise panel Box centralized control for operators.
- Electrical motors provide indian standard make brand.


### LUBRICATION:

- Centralize lubrication system provide for efficient and positive lubrication of moving parts.

## HYDRAULIC TABLE DRIVE HEAVY DUTY ROLL GRINDING MACHINE

	MODEL NO	RG-2000	RG-2500	RG-3000
WORKING CAPACITY	Grinding Length	2000 mm	2500 mm	3000 mm
	Maximum Grinding Dia.	Ø 800 mm	Ø 800 mm	Ø 800 mm
	Minimum Grinding Dia.	Ø 150 mm	Ø 150 mm	Ø 150 mm
WHEEL HEAD	Grinding Wheel	660 X 38 X 203	660 X 38 X 203	660 X 38 X 203
	R.P.M.	1050	1050	1050
WORK HEAD	Motor	A.C. Drive	A.C. Drive	A.C. Drive
	R.P.M.	Variable Speed	Variable Speed	Variable Speed
ELECTRIC MOTOR	Wheel Head	15 H.P.	15 H.P.	15 H.P.
	Work Head	3 H.P.	3 H.P.	5 H.P.
	Hydraulic	3 H.P.	3 H.P.	5 H.P.

We reserve the right to change the design and dimensions without notice.



30, Tribhuvan Estate, Near Kathwada G.I.D.C.,  
Kathwada, Ahmedabad-382430, Gujarat, INDIA  
Phone : +91 79 22901780 Fax : +91 79 22901789  
E-mail : primemachine@hotmail.com Website : www.primemachines.com

