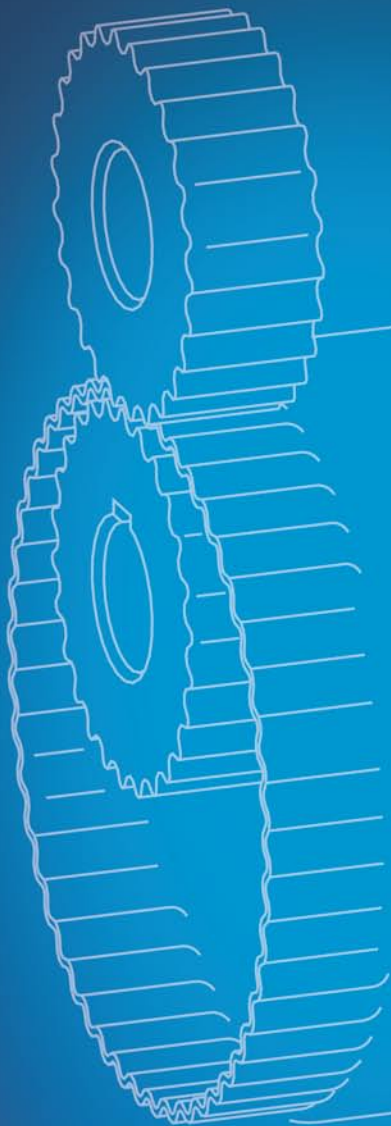


RAS 11.15 / RAS 11.35



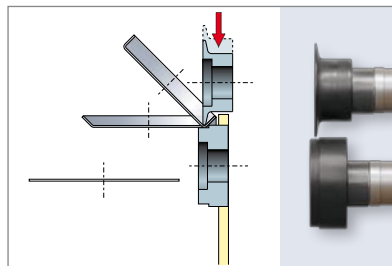
- Cutting
- Bending
- **Forming**

RAS 11.15 / RAS 11.35

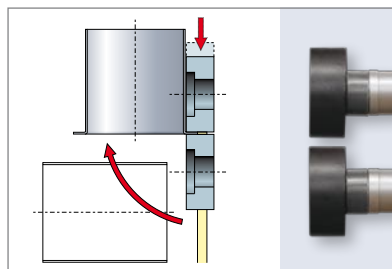
Complete!

The compact and versatile RAS swaging machines are ideal for the workshop as well as the construction site. You are ready for everything with the nine sets of standard wheels and the divided stop with large hardened stop plate. The wheels are burnished, which protects them from corrosion, and most are also hardened.

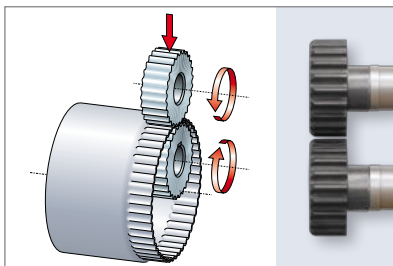
If you only use your machine occasionally, you might consider the manual drive, but for heavier usage or more stringent requirements, the motor drive with continuous adjustable speed via foot pedal is recommended.



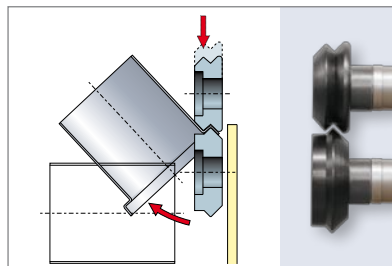
Flanging Wheels BC



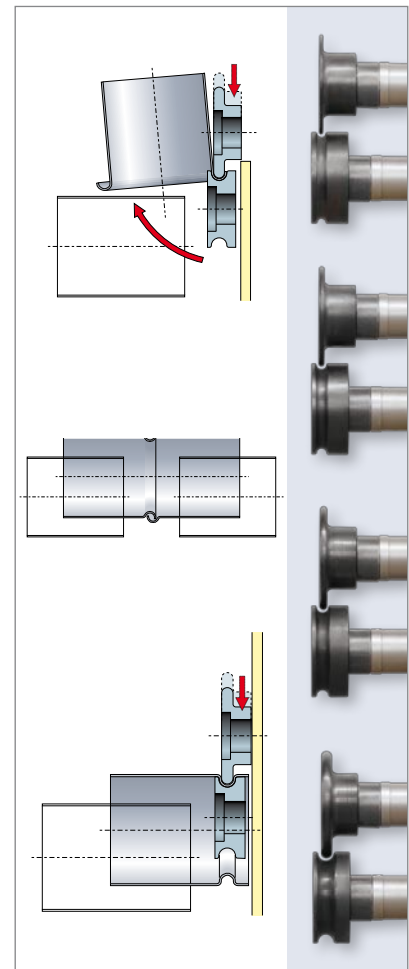
Chamfering Wheels BB



Crimping Wheels 20 mm (0.787")



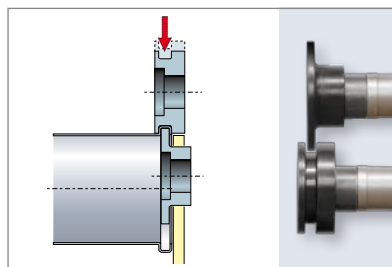
Bevel Double Seaming Wheels 6 mm (0.236")



Swaging Wheels V1; V1.5; V2; V3



Square Wheels



Square Wheels SK4/6 mm (0.157"/0.236")



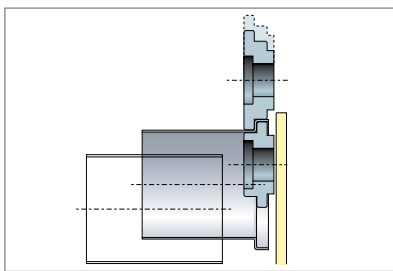
Swaging Wheels

RAS 11.15 / RAS 11.35

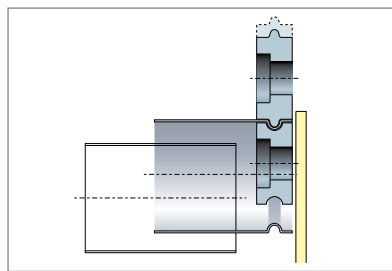
Extendable!



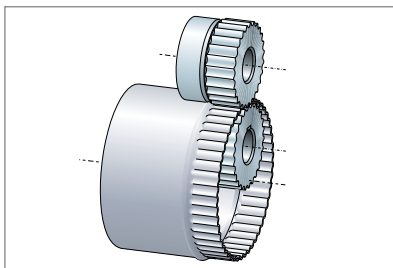

Do you have special jobs that require customized solutions? No problem with for RAS swaging machine! RAS offers a wide variety of special wheel sets. Application videos are available on the RAS homepage: www.RAS-online.de



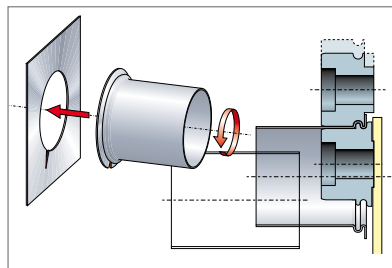
Double seaming Wheels



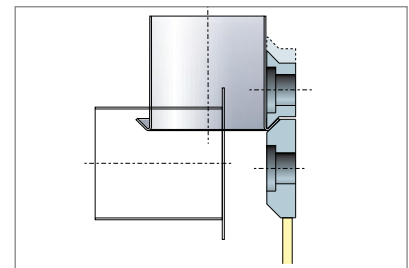
Seaming Wheels



Crimping Wheels with Stop



Screw-in Wheels




Bevel Flanging Wheels BD



Crimping Wheels with Stop



Screw-in Wheels



Round Stop



RAS 11.15 / RAS 11.35

Swaging Machine




Technical Data	RAS 11.35	RAS 11.15
Sheet Thickness max. (Mild Steel)	1.25 mm (18 Ga)	1.25 mm (18 Ga)
Center-To-Center Distance	50 mm (1.97")	50 mm (1.97")
Working Depth max.	215 mm (8.465")	200 mm (7.874")
Speed (at average wheel diameter) at 1.25 mm (18 Ga) at 0.75 mm (22 Ga)	motor adjustable 0-12 m/min (0-472"/min) 0-20 m/min (0-787"/min)	manual
Drive Power	0,25 kW (0.35 hp)	–
Weight net	45 kg (99 lbs)	22 kg (49 lbs)

Standard Equipment	RAS 11.35	RAS 11.15
9 Sets of standard wheels	X	X
Divided stop with hardened large stop plate	X	X
Two wheel boxes	X	X
Machine quick-lock	X	X
Stand quick-lock	X	
Speed adjustment by footswitch	X	
Right-Left-Run Switch	X	
Cardboard Packing		X



Divided Stop with large
hardened Stop Plate
(240 x 160 mm /
9.45" x 6.3")



Wheel Boxes



Machine Quick-Lock



Stand Quick-Lock



Direction Switch
Speed Switch

RAS Reinhardt Maschinenbau GmbH
Richard-Wagner-Str. 4–10
71065 Sindelfingen · Germany
Tel. +49-7031-863-0
Fax +49-7031-863-185

www.RAS-online.de
Info@RAS-online.de

Modifications reserved. Pictures may show options.