

MODEL# PDW-9634 DOUBLE WIDE SCISSORS LIFT

10 Year/250,000 Cycle Warranty

When you need an extra wide platform or plan to move heavy loads over the end of the lift, this Double Wide lift is the choice. A second set of legs are added to give you the extra strength you need. This unit is equipped with our patented "Platform Centering Device" which provides smooth operation throughout the entire travel range.

**ISO 9001:2008
Certified**



Min. Platform Size: 48 x 48 in.

Max. Platform Size: 72 x 72 in.

Max. End Load Capacity 8,000 lbs.

Max. Side Load Capacity: 4,200 lbs.

Baseframe Size: 48 x 48 in.


Lowered Height: 8.5 in.

Raised Height: 42.5 in.

Approx. Speed Up: 46 sec.

Internal Motor: 2 HP

Shipping Weight: 1,360 lbs.




9,600 lb. Capacity - 34 in. Travel

SPECIAL FEATURES & BENEFITS


- ▶ These units are equipped with the patented "Platform Centering Devices", which doubles or triples lift life.
- ▶ All of the controllers are Underwriter Laboratory listed assemblies.
- ▶ These units are fully primed and finished with a baked enamel finish.
- ▶ The cylinders are machine grade with clear plastic return lines.
- ▶ All pressure hoses are double wire braid with JIC fittings.
- ▶ The reservoirs are mild steel.
- ▶ These units conform to all applicable ANSI codes.

CLICK HERE FOR: [Optional Accessories](#)

FEATURE DETAILS




▶ **Platform Centering
Device**



▶ **Machine
Grade Cylinder**



▶ **Double Wire
Braid Hose**



▶ **Power Unit**