



G-PAC AIR-COOLED PORTABLE CHILLERS

The GP Series air-cooled portable chillers provide 70 to 210 kW (20 to 60 Tons of Refrigeration) cooling capacities with compact footprints. The forward thinking design simplifies installation and maintenance while conserving valuable floor space. They also comply with all governmental and environmental standards by reducing the carbon footprint.

All GP Series portable chillers have an operating leaving fluid temperature range of 20°F to 80°F (-7°C to 27°C). These air cooled units have been designed for a maximum of 115°F (46°C) ambient air temperature. Consult the factory for applications outside this temperature range.



GP Series 30 hp

STANDARD FEATURES

- Environmentally friendly non-CFC 410a refrigerant
- Non-ferrous piping
- Polyethylene rotationally molded tank
- Single stainless steel high flow process pumps (no need for recirculation pump)
- Low Process water thermal flow switch
- Internal process water bypass valve for system protection only
- 4" swivel casters for 70-105; Mounting channel for 140-210
- Stainless steel brazed plate evaporator
- Evaporator inlet Y-strainer with blow-down valve
- Aluminum micro-channel condenser coil with cleanable inlet filter
- Outdoor rated, OAO, condenser fan motors
- Variable frequency drive fan control
- Fully insulated refrigeration and process piping
- Low refrigerant pressure safety through suction pressure transducer
- High refrigerant pressure safety switch
- High pressure, spring actuated, refrigerant relief valve
- Filter dryer, sight glass, externally equalized thermal expansion valve, and multiple refrigeration access points
- Liquid line solenoid valve
- Electronic hot-gas bypass capacity control
- Refrigeration shutoff valves
- Tandem scroll compressors with crankcase heaters
- NEMA-12/IP55 Electrical enclosure
- Rotary power disconnect switch
- PLC controls with the following features
 - o 8-line x 20 character monochrome remote mountable display
 - Constant Setpoint, To and From Process Temperatures
 - Tank level
 - Pump To Process pressure
 - Capacity
 - o Pressure transducers for compressor suction and discharge pressures
 - o High accuracy thermistors for temperature control
 - o Remote on/off control
 - o Diagnostics indicating low flow, high fluid temperature, high or low refrigeration pressure, high or low tank fluid level, sensor faults, and motor overload faults
 - o Anti-cycling timer
- Warranty: 1 year compressor and labor; 2 year parts, 3 years on controller

OPTIONAL FEATURES

- Automatic water makeup valve
- High capacity pumps
- Unit less pump or tank or both
- General fault audible and visual alarm
- UL listed electrical subpanel
- Outdoor operation
- Compressor rotolock valves
- Capability to operate with leaving fluid temperatures over 80°F (27°C), or down to -30°F (-34°C)
- Serial communications including Modbus RTU, BACNet, and Lonworks
- Ethernet communications – Modbus RTU
- Sensor package – includes sensors for entering condenser air temperature, and suction and discharge refrigerant temperatures to calculate capacity, unit superheat and sub-cooling
- 4 year extended compressor warranty (parts only)

G-PAC 20-60 HP AIR-COOLED PORTABLE CHILLERS

HEAT AND COOL

SPECIFICATIONS: AIR-COOLED CONDENSERS — 60 HZ

Model	Tandem Compressors Total HP (kW)	Fans		Compressor Type	Evaporator Type	Condenser Type	Polyethylene Reservoir Gal (liter)	Standard Pump (SS304) HP (kW)	Discharge air volume CFM (m ³ /min)
		Qty	HP (kW)						
GPAC-70	20 (15)	2	1 (0.7)	Tandem Hermetic Scroll	SS copper- brazed plate- type	Aluminum	70 (265)	5 (3.7)	16916 (479)
GPAC-90	25 (18.7)	2	2 (1.4)					5 (3.7)	25374 (718)
GPAC-105	30 (22.4)	2	2 (1.4)					5 (3.7)	25374 (718)
GPAC-140	40 (30)	3	2 (1.4)				140 (530)	5 (3.7)	38061 (1077)
GPAC-175	50 (37.3)	3	2 (1.4)					5 (3.7)	38061 (1077)
GPAC-210	60 (45)	4	2 (1.4)					5 (3.7)	50748 (1436)

Model	Nominal Capacity ¹		Process Connections (in NPT)	Water Flow ² gpm (lpm)	Water Pressure ² psi (bar)	MCA ³		Running Amps ³	
	0 Pump Tons (kW)	1 Pump Tons (kW)				0 Pump	1 Pump	0 Pump	1 Pump
GPAC-70	20.2 (70.9)	19.2 (67.4)	2.5	48 (182)	41 (2.8)	54.53	61.23	34.53	41.23
GPAC-90	25.5 (89.6)	24.5 (86.1)	2.5	60 (227)	40 (2.8)	68.78	75.48	42.83	49.53
GPAC-105	30.2 (106.2)	29.2 (102.7)	3	72 (273)	37 (2.6)	82.13	88.83	55.53	62.23
GPAC-140	40.0 (140.6)	38.5 (135.4)	3	96 (363)	50 (3.4)	107.34	114.04	62.74	69.44
GPAC-175	49.4 (173.8)	47.4 (166.7)	3	120 (454)	39 (2.7)	127.49	134.19	80.44	87.14
GPAC-210	64 (224.9)	62 (217.9)	3	144 (545)	37 (2.6)	165.89	172.59	104.34	111.04

¹ Capacity based on 50°F (10°C) To Process fluid temperature and 95°F (35°C) ambient air temperature. Optional additional process pump hp (kW) reduces chiller capacity by 0.2 tons per motor hp (0.702 kW ref. cap. per 0.746 kW pump power).

² Water flow and pressure To Process based on 2.4 gpm per ton (2.6 lpm per kW).

³ MCA and Running amps at 460VAC/3/60. Multiply amperage by 2.2 for 208VAC/3/60; 2.0 for 230VAC/3/60; 0.8 for 575VAC/3/60. An optional oversized process pump adds to the MCA or running amperage. To find the new MCA or running chiller amperage, add the FLA of the optional pump to the O pump Value MCA or Running Amps.

PUMP OPTIONS

Optimal Pump HP (kW)	FLA @ 460V/3/60	Availability					
		-70	-90	-105	-140	-175	-210
5 (3.7)	6.7	S	S	S	S	S	S
7.5 (5.6)	10.3	-	-	-	-	O	-
10 (7.5)	13.2	-	O	O	-	-	O
15 (11.2)	20.1	O	O	O	O	O	O
30 (22.4)	32	-	-	-	-	O	O

PRESSURE DROP DATA AT 50°F (10°C) PURE WATER

GPAC-70		GPAC-90		GPAC-105		GPAC-140		GPAC-175		GPAC-210	
gpm (lpm)	ΔP PSI (bar)	gpm (lpm)	ΔP PSI (bar)	gpm (lpm)	ΔP PSI (bar)	gpm (lpm)	ΔP PSI (bar)	gpm (lpm)	ΔP PSI (bar)	gpm (lpm)	ΔP PSI (bar)
24 (90)	1.7 (0.1)	30 (113)	1.8 (0.1)	36 (136)	1.7 (0.1)	48 (181)	1.8 (0.1)	60 (226)	1.7 (0.1)	72 (272)	1.7 (0.1)
48 (181)	6.1 (0.4)	60 (226)	6.5 (0.4)	72 (272)	6.1 (0.4)	96 (362)	6.4 (0.4)	120 (452)	6.0 (0.4)	144 (544)	6.2 (0.4)
96 (362)	21.9 (1.5)	120 (452)	23.5 (1.6)	144 (544)	22.1 (1.5)	192 (724)	23.6 (1.6)	240 (904)	22.2 (1.5)	288 (1088)	22.7 (1.6)

G-PAC 20-60 HP AIR-COOLED PORTABLE CHILLERS

HEAT AND COOL

CAPACITY RATINGS AT VARYING LEAVING FLUID TEMPERATURES

LFT °F (°C)	% EG ¹	GPAC-70		GPAC-90		GPAC-105	
		EER ²	Nom. Cap. — 1 pump ³ tons (kW)	EER ²	Nom. Cap. — 1 pump ³ tons (kW)	EER ²	Nom. Cap. — 1 pump ³ tons (kW)
20 (-5)	33	6.05	9.35 (32.88)	6.60	12.57 (44.21)	6.64	14.96 (52.61)
25 (-4)	28	6.92	10.76 (37.84)	7.38	14.26 (50.15)	7.45	16.98 (59.72)
30 (-1)	25	7.84	12.26 (43.12)	8.19	16.03 (56.38)	8.33	19.16 (67.39)
35 (2)	20	8.83	13.89 (48.85)	9.10	18.02 (63.38)	9.25	21.48 (75.55)
40 (5)	10	9.86	15.61 (54.90)	10.05	20.10 (70.69)	10.30	24.16 (84.97)
45 (7)	0	10.98	17.48 (61.48)	11.05	22.33 (78.53)	11.35	26.90 (94.61)
50 (10)	0	12.07	19.16 (67.39)	11.98	24.47 (86.06)	12.19	29.21 (102.73)
55 (12)	0	12.50	20.37 (71.64)	12.38	25.95 (91.27)	12.57	30.95 (108.85)
60 (15)	0	12.92	21.60 (75.97)	12.73	27.41 (96.40)	12.90	32.70 (115.01)
65 (18)	0	13.36	22.92 (80.61)	13.15	29.09 (102.31)	13.26	34.60 (121.69)
70 (20)	0	13.79	24.25 (85.29)	13.55	30.75 (108.15)	13.59	36.51 (128.41)
75 (24)	0	14.15	25.55 (89.86)	13.89	32.37 (113.85)	13.84	38.35 (134.88)
80 (25)	0	14.44	26.96 (94.82)	14.18	34.14 (120.07)	14.05	40.36 (141.95)

¹ Percent glycol is the minimum percentage of glycol/water mixture based on volume.

² Energy Efficiency Rating (EER) is for compressor only.

³ Capacity based on 95°F (35°C) ambient air temperature and standard pump listed above.

LFT °F (°C)	% EG ¹	GPAC-140		GPAC-175		GPAC-210	
		EER ²	Nom. Cap. — 1 pump ³ tons (kW)	EER ²	Nom. Cap. — 1 pump ³ tons (kW)	EER ²	Nom. Cap. — 1 pump ³ tons (kW)
20 (-5)	33	6.49	18.46 (64.92)	6.62	23.79 (83.67)	6.53	31.29 (110.05)
25 (-4)	28	7.35	21.05 (74.03)	7.41	27.10 (95.31)	7.31	35.45 (124.68)
30 (-1)	25	8.22	23.76 (83.56)	8.19	30.38 (106.85)	8.16	40.02 (140.75)
35 (2)	20	9.21	26.95 (94.78)	9.11	34.26 (120.49)	9.95	44.84 (157.70)
40 (5)	10	10.25	30.40 (106.92)	10.10	38.48 (135.33)	10.03	50.29 (176.87)
45 (7)	0	11.50	34.71 (122.08)	11.12	42.84 (150.67)	11.08	56.19 (197.62)
50 (10)	0	12.58	38.49 (135.37)	12.18	47.41 (166.74)	12.07	61.95 (217.88)
55 (12)	0	12.99	40.96 (144.06)	12.88	51.52 (181.20)	12.61	66.19 (232.79)
60 (15)	0	13.39	43.47 (152.88)	13.54	55.60 (195.55)	12.97	69.96 (246.05)
65 (18)	0	13.83	46.22 (162.56)	14.25	60.17 (211.62)	13.35	74.06 (260.47)
70 (20)	0	14.28	49.03 (172.44)	14.53	63.93 (224.84)	13.70	78.13 (274.78)
75 (24)	0	14.65	51.76 (182.04)	14.92	68.56 (241.13)	13.91	81.88 (287.97)
80 (25)	0	14.99	54.78 (192.66)	15.11	70.47 (247.84)	14.04	85.96 (302.32)

¹ Percent glycol is the minimum percentage of glycol/water mixture based on volume.

² Energy Efficiency Rating (EER) is for compressor only.

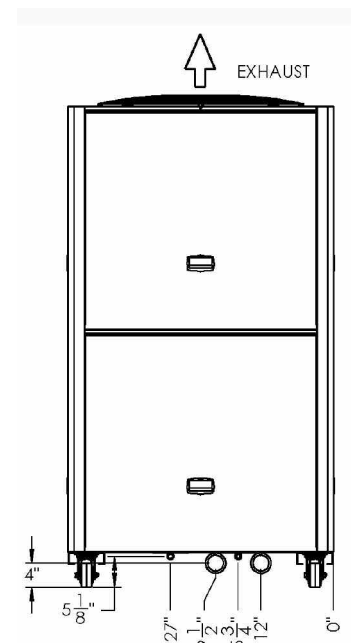
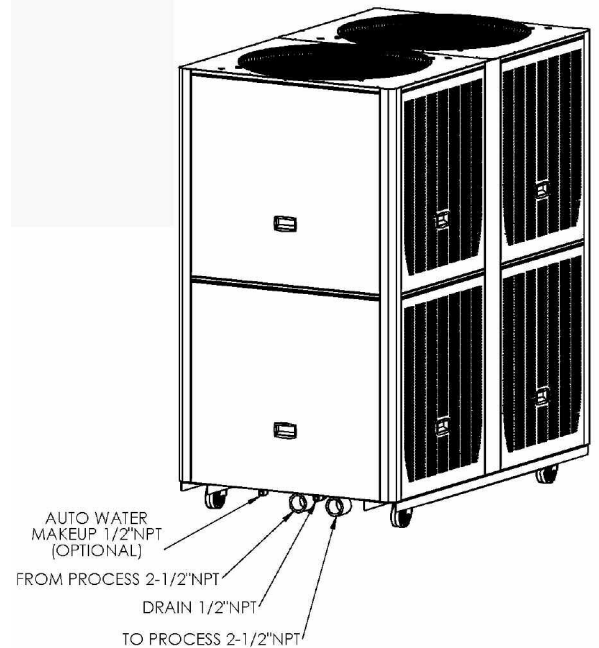
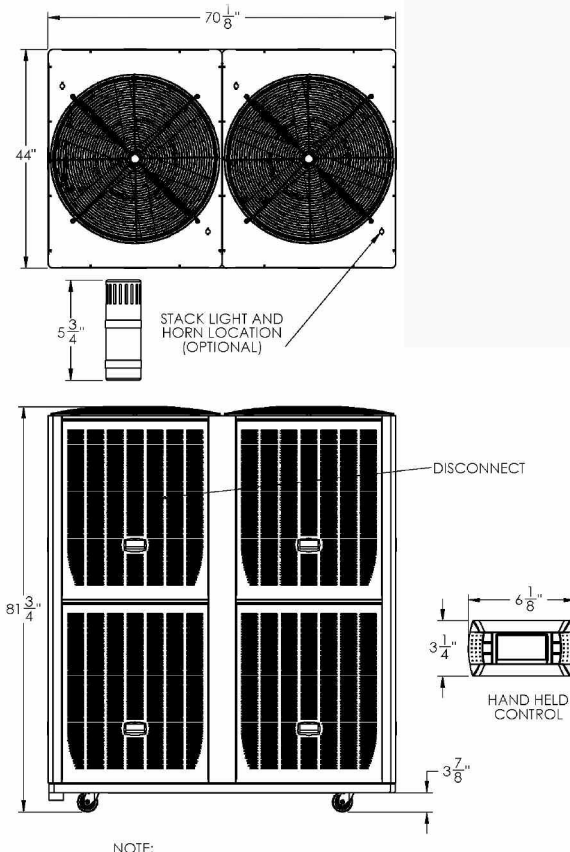
³ Capacity based on 95°F (35°C) ambient air temperature and standard pump listed above.

G-PAC 20-60 HP AIR-COOLED PORTABLE CHILLERS

HEAT AND COOL

DIMENSIONS: GPAC-70, 20 TON

PERFORMANCE (NOMINAL DESIGN CONDITIONS)			
Cooling Capacity	20.16 Tons	Altitude	Sea Level
Coolant Supply Temperature	50 °F	Compressor Power	20048 Watts
Ambient Air Temperature	95 °F	EER	12.07 BTU/Watt
Coolant	WATER	Condenser Air Flow	16916 CFM
Coolant Flow	48 GPM	Sound Power Level	89 dBA
Unit Pressure Drop	7 PSID		
OPERATING PARAMETERS			
Coolant Supply Temperature	20-80 °F	Coolant Flow	24-96 GPM
Ambient Air Temperature	60-115°F	Minimum Load	4.03 Tons
SPECIFICATIONS			
Compressor	Scroll	Evaporator Filter	20 Mesh
Coolant Pump	SST Centrifugal	Coolant Circuit	Non-ferrous
Evaporator	Brazed Plate	Capacity Control	Hot gas bypass
Condenser	Aluminum	Refrigerant	12 lbs R410a
Condenser Fans	(2) 32 inch axial	Frame	Galvanized Steel
Condenser Fan Motor	(2) 1 hp OAO, 1140 RPM	Panels	Powder Coated Steel
Reservoir	70 gal. Polyethylene	Weight (operating)	2180 lbs.
Power	460V/3/60	Weight (shipping)	1520 lbs.
Control Circuit	24/120 VAC	Electrical Enclosure	NEMA 12
Compressor Rated Load Amps	(2) @ 17.9 Amps each	Control	Microprocessor

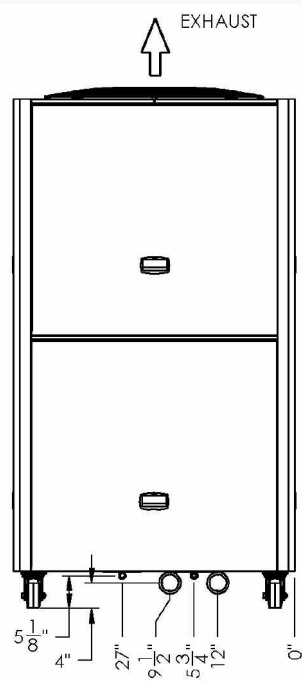
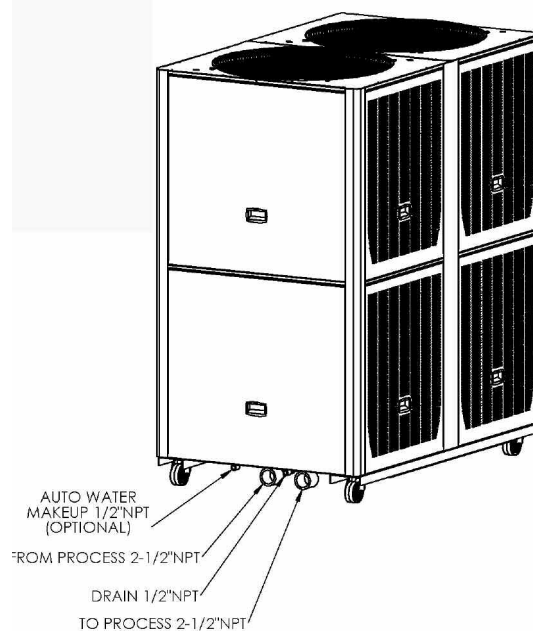
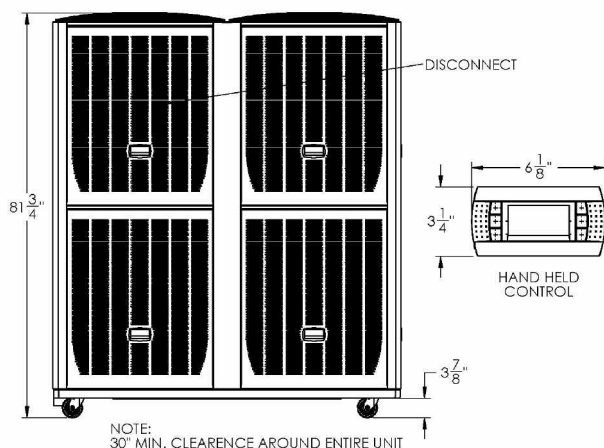
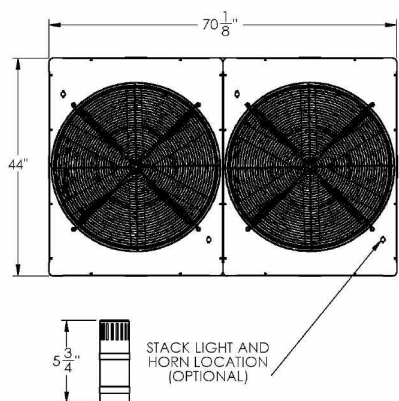


G-PAC 20-60 HP AIR-COOLED PORTABLE CHILLERS

HEAT AND COOL

DIMENSIONS: GPAC-90, 25 TON

PERFORMANCE (NOMINAL DESIGN CONDITIONS)			
Cooling Capacity	25.47 Tons	Altitude	Sea Level
Coolant Supply Temperature	50 °F	Compressor Power	25504 Watts
Ambient Air Temperature	95 °F	EER	11.98 BTU/Watt
Coolant	WATER	Condenser Air Flow	25374 CFM
Coolant Flow	61 GPM	Sound Power Level	95 dBA
Unit Pressure Drop	7 PSID		
OPERATING PARAMETERS			
Coolant Supply Temperature	20-80 °F	Coolant Flow	30-120 GPM
Ambient Air Temperature	60-115°F	Minimum Load	5.09 Tons
SPECIFICATIONS			
Compressor	Scroll	Evaporator Filter	20 Mesh
Coolant Pump	SST Centrifugal	Coolant Circuit	Non-ferrous
Evaporator	Brazed Plate	Capacity Control	Hot gas bypass
Condenser	Aluminum	Refrigerant	12 lbs R410a
Condenser Fans	(2) 32 inch axial	Frame	Galvanized Steel
Condenser Fan Motor	(2) 1 hp OAO, 1140 RPM	Panels	Powder Coated Steel
Reservoir	70 gal. Polyethylene	Weight (operating)	2580 lbs.
Power	460V/3/60	Weight (shipping)	1900 lbs.
Control Circuit	24/120 VAC	Electrical Enclosure	NEMA 12
Compressor Rated Load Amps	(2) @ 23.1 Amps each	Control	Microprocessor

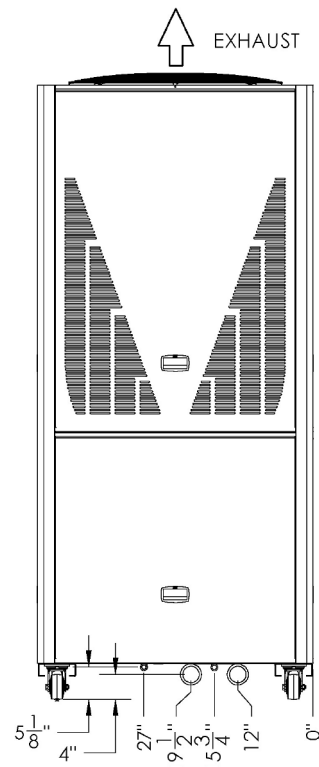
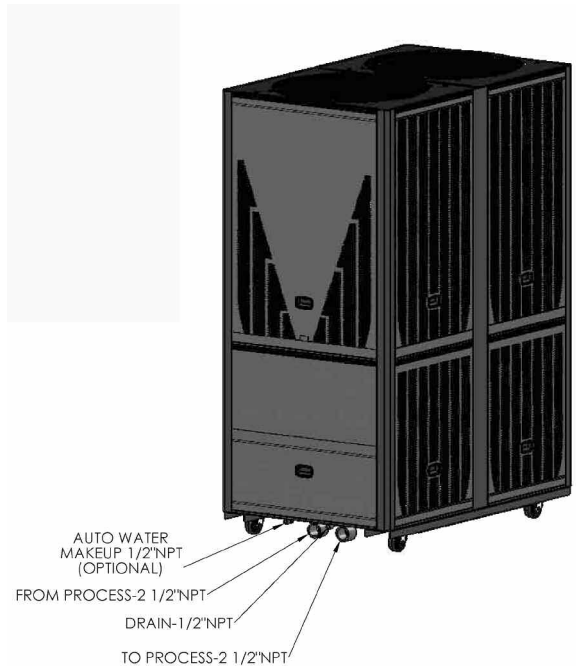
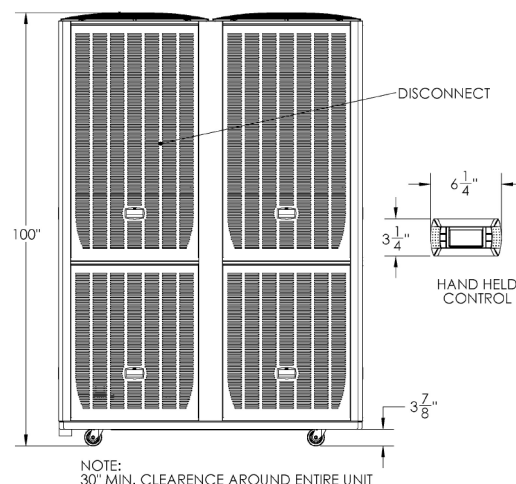
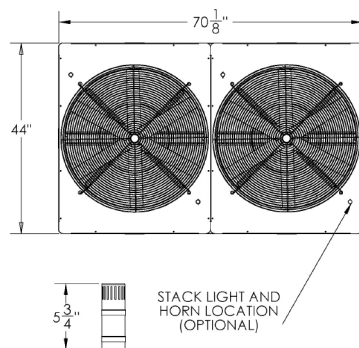


G-PAC 20-60 HP AIR-COOLED PORTABLE CHILLERS

HEAT AND COOL

DIMENSIONS: GPAC-105, 30 TON

PERFORMANCE (NOMINAL DESIGN CONDITIONS)			
Cooling Capacity	30.21 Tons	Altitude	Sea Level
Coolant Supply Temperature	50 °F	Compressor Power	29731 Watts
Ambient Air Temperature	95 °F	EER	12.19 BTU/Watt
Coolant	WATER	Condenser Air Flow	25374 CFM
Coolant Flow	72 GPM	Sound Power Level	95 dBA
Unit Pressure Drop	7 PSID		
OPERATING PARAMETERS			
Coolant Supply Temperature	20-80 °F	Coolant Flow	30-144 GPM
Ambient Air Temperature	60-115 °F	Minimum Load	6.04 Tons
SPECIFICATIONS			
Compressor	Scroll	Evaporator Filter	20 Mesh
Coolant Pump	SST Centrifugal	Coolant Circuit	Non-ferrous
Evaporator	Brazed Plate	Capacity Control	Hot gas bypass
Condenser	Aluminum	Refrigerant	16 lbs R410a
Condenser Fans	(2) 32 inch axial	Frame	Galvanized Steel
Condenser Fan Motor	(2) 1 hp OAO, 1140 RPM	Panels	Powder Coated Steel
Reservoir	70 gal. Polyethylene	Weight (operating)	2580 lbs.
Power	460V/3/60	Weight (shipping)	1900 lbs.
Control Circuit	24/120 VAC	Electrical Enclosure	NEMA 12
Compressor Rated Load Amps	(2) @ 26.9 Amps each	Control	Microprocessor





G-PWC WATER-COOLED PORTABLE CHILLERS

The GP Series water-cooled portable chillers provide 70 to 210 kW (20 to 60 Tons of Refrigeration) cooling capacities with compact footprints. The forward thinking design simplifies installation and maintenance while conserving valuable floor space. They also comply with all governmental and environmental standards by reducing the carbon footprint.

All GP Series portable chillers have an operating leaving fluid temperature range of 20°F to 80°F (-7°C to 27°C). Consult the factory for applications outside this temperature range.



GP Series 30 hp

STANDARD FEATURES

- Environmentally friendly non-CFC 410a refrigerant
- Non-ferrous piping
- Polyethylene rotationally molded tank
- Single stainless steel high flow process pumps (no need for recirculation pump)
- Low Process water thermal flow switch
- Internal process water bypass valve for system protection only
- 4" swivel casters for 70-105; Mounting channel for 140-210
- Stainless steel brazed plate evaporator
- Evaporator inlet Y-strainer with blow-down valve
- Shell-and-tube condenser coil with electronic water saver valve
- Fully insulated refrigeration and process piping
- Low refrigerant pressure safety through suction pressure transducer
- High refrigerant pressure safety switch
- High pressure, spring actuated, refrigerant relief valve
- Filter dryer, sight glass, externally equalized thermal expansion valve, and multiple refrigeration access points
- Liquid line solenoid valve
- Electronic hot-gas bypass capacity control
- Refrigeration shutoff valves
- Tandem scroll compressors with crankcase heaters
- NEMA-12/IP55 Electrical enclosure
- Rotary power disconnect switch
- PLC controls with the following features
 - o 8-line x 20 character monochrome remote mountable display
 - Constant Setpoint, To and From Process Temperatures
 - Tank level
 - Pump To Process pressure
 - Capacity
 - o Pressure transducers for compressor suction and discharge pressures
 - o High accuracy thermistors for temperature control
 - o Remote on/off control
 - o Diagnostics indicating low flow, high fluid temperature, high or low refrigeration pressure, high or low tank fluid level, sensor faults, and motor overload faults
 - o Anti-cycling timer
- Warranty: 1 year compressor and labor; 2 year parts, 3 years on controller

OPTIONAL FEATURES

- Automatic water makeup valve
- High capacity pumps
- Unit less pump or tank or both
- General fault audible and visual alarm
- UL listed electrical subpanel
- Outdoor operation
- Compressor rotolock valves
- Capability to operate with leaving fluid temperatures over 80°F (27°C), or down to -30°F (-34°C)
- Serial communications including Modbus RTU, BACNet, and Lonworks
- Ethernet communications – Modbus RTU
- Sensor package – includes sensors for entering condenser water temperature, and suction and discharge refrigerant temperatures to calculate capacity, unit superheat and sub-cooling
- 4 year extended compressor warranty (parts only)

G-PWC 20-60 HP WATER-COOLED PORTABLE CHILLERS

HEAT AND COOL

SPECIFICATIONS: WATER-COOLED CONDENSERS — 60 HZ

Model	Tandem Compressors Total HP (kW)	Compressor Type	Evaporator Type	Condenser Type	Polyethylene Reservoir Gal (liter)	Standard Pump (SS304) HP (kW)	Condenser Water		
							Tower Water Flow gpm (lpm)	City Water Flow gpm (lpm)	Water Connection In. NPT
GPWC-70	20 (15)	Tandem Hermetic Scroll	SS copper-brazed plate-type	Shell and tube	70 (265)	3 (2.2)	60 (230)	30 (115)	2
GPWC-90	25 (18.7)					3 (2.2)	75 (285)	38 (143)	2
GPWC-105	30 (22.4)					3 (2.2)	90 (340)	45 (170)	2.5
GPWC-140	40 (30)				140 (530)	5 (3.7)	120 (455)	60 (230)	3
GPWC-175	50 (37.3)					5 (3.7)	150 (570)	75 (285)	3
GPWC-210	60 (45)					5 (3.7)	180 (680)	90 (340)	4

Model	Nominal Capacity ¹		Process Connections (in NPT)	Water Flow ² gpm (lpm)	Water Pressure ² psi (bar)	MCA ³		Running Amps ³	
	0 Pump Tons (kW)	1 Pump Tons (kW)				0 Pump	1 Pump	0 Pump	1 Pump
GWAC-70	22.7 (79.8)	21.7 (76.3)	2.5	48 (182)	41 (2.8)	50.33	57.03	26.73	33.43
GPWC-90	28.4 (100)	27.4 (96.5)	2.5	60 (227)	40 (2.8)	64.58	71.28	34.23	40.93
GPWC-105	33.6 (118.3)	32.6 (114.8)	3	72 (273)	37 (2.6)	75.33	82.03	43.13	49.83
GPWC-140	43.4 (152.5)	41.9 (147.2)	3	96 (363)	50 (3.4)	85.29	91.99	49.14	55.84
GPWC-175	54.5 (191.5)	52.5 (184.5)	3	120 (454)	39 (2.7)	117.29	123.99	70.24	76.94
GPWC-210	70.6 (248.4)	68.6 (241.4)	3	144 (545)	37 (2.6)	152.29	158.99	79.34	86.04

¹ Capacity based on 50°F (10°C) To Process fluid temperature and 85°F (30°C) condenser water inlet. Optional additional process pump hp (kW) reduces chiller capacity by 0.2 tons per motor hp (0.702 kW ref. cap. per 0.746 kW pump power).

² Water flow and pressure To Process based on 2.4 gpm per ton (2.6 lpm per kW).

³ MCA and Running amps at 460VAC/3/60. Multiply amperage by 2.2 for 208VAC/3/60; 2.0 for 230VAC/3/60; 0.8 for 575VAC/3/60. An optional oversized process pump adds to the MCA or running amperage. To find the new MCA or running chiller amperage, add the FLA of the optional pump to the O pump Value MCA or Running Amps.

PUMP OPTIONS

Optimal Pump HP (kW)	FLA @ 460V/3/60	Availability					
		-70	-90	-105	-140	-175	-210
5 (3.7)	6.7	S	S	S	S	S	S
7.5 (5.6)	10.3	-	-	-	-	O	-
10 (7.5)	13.2	-	O	O	-	-	O
15 (11.2)	20.1	O	O	O	O	O	O
30 (22.4)	32	-	-	-	-	O	O

PRESSURE DROP DATA AT 50°F (10°C) PURE WATER

GPWC-70		GPWC-90		GPWC-105		GPWC-140		GPWC-175		GPWC-210	
gpm (lpm)	ΔP PSI (bar)	gpm (lpm)	ΔP PSI (bar)	gpm (lpm)	ΔP PSI (bar)	gpm (lpm)	ΔP PSI (bar)	gpm (lpm)	ΔP PSI (bar)	gpm (lpm)	ΔP PSI (bar)
24 (90)	1.7 (0.1)	30 (113)	1.8 (0.1)	36 (136)	1.7 (0.1)	48 (181)	1.8 (0.1)	60 (226)	1.7 (0.1)	72 (272)	1.7 (0.1)
48 (181)	6.1 (0.4)	60 (226)	6.5 (0.4)	72 (272)	6.1 (0.4)	96 (362)	6.4 (0.4)	120 (452)	6.0 (0.4)	144 (544)	6.2 (0.4)
96 (362)	21.9 (1.5)	120 (452)	23.5 (1.6)	144 (544)	22.1 (1.5)	192 (724)	23.6 (1.6)	240 (904)	22.2 (1.5)	288 (1088)	22.7 (1.6)

G-PWC 20-60 HP WATER-COOLED PORTABLE CHILLERS

HEAT AND COOL

CAPACITY RATINGS AT VARYING LEAVING FLUID TEMPERATURES

LFT °F (°C)	% EG ¹	GPWC-70		GPWC-90		GPWC-105	
		EER ²	Nom. Cap. — 1 pump ³ tons (kW)	EER ²	Nom. Cap. — 1 pump ³ tons (kW)	EER ²	Nom. Cap. — 1 pump ³ tons (kW)
20 (-5)	33	8.55	10.90 (38.34)	8.70	14.09 (49.55)	8.82	16.90 (59.44)
25 (-4)	28	9.66	12.45 (43.79)	9.66	15.86 (55.78)	9.83	19.04 (66.96)
30 (-1)	25	10.80	14.05 (49.41)	10.75	17.88 (62.88)	10.88	21.30 (74.91)
35 (2)	20	12.02	15.79 (55.53)	11.85	19.95 (70.16)	12.09	23.95 (84.23)
40 (5)	10	13.33	17.68 (62.18)	13.14	22.41 (78.82)	13.33	26.72 (93/97)
45 (7)	0	14.68	19.65 (69.11)	14.41	24.86 (87.43)	14.60	29.66 (104.31)
50 (10)	0	16.04	21.68 (76.25)	15.71	27.43 (96.47)	25.83	32.64 (114.79)
55 (12)	0	16.57	22.69 (79.80)	16.30	29.33 (103.15)	16.28	34.68 (121.97)
60 (15)	0	17.14	24.06 (84.62)	16.78	31.04 (109.17)	16.68	36.61 (128.76)
65 (18)	0	17.68	25.46 (89.54)	17.33	32.97 (115.96)	17.11	38.78 (136.39)
70 (20)	0	18.29	26.98 (94.89)	17.90	35.01 (123.13)	17.53	41.04 (144.34)
75 (24)	0	18.76	28.38 (99.84)	18.33	36.88 (129.71)	17.80	43.09 (151.55)
80 (25)	0	19.32	29.98 (105.44)	18.85	39.03 (137.27)	18.12	45.44 (159.81)

¹ Percent glycol is the minimum percentage of glycol/water mixture based on volume.

² Energy Efficiency Rating (EER) is for compressor only.

³ Capacity based on 95°F (35°C) ambient air temperature and standard pump listed above.

LFT °F (°C)	% EG ¹	GPWC-140		GPWC-175		GPWC-210	
		EER ²	Nom. Cap. — 1 pump ³ tons (kW)	EER ²	Nom. Cap. — 1 pump ³ tons (kW)	EER ²	Nom. Cap. — 1 pump ³ tons (kW)
20 (-5)	33	8.70	20.88 (73.43)	8.72	26.86 (94.47)	8.62	35.15 (123.62)
25 (-4)	28	9.74	23.6 (83.21)	9.73	30.45 (107.09)	9.66	39.90 (140.33)
30 (-1)	25	10.80	26.63 (93.66)	10.73	34.06 (119.79)	10.69	44.64 (157)
35 (2)	20	11.99	30.04 (105.65)	11.83	38.07 (133.89)	11.84	50.07 (176.10)
40 (5)	10	13.26	33.81 (118.91)	13.11	42.75 (150.35)	13.12	56.25 (197.83)
45 (7)	0	14.58	37.78 (132.87)	14.39	47.50 (167.06)	14.34	62.33 (219.21)
50 (10)	0	15.92	41.85 (147.19)	15.70	52.46 (184.50)	15.57	68.63 (241.37)
55 (12)	0	16.48	44.58 (156.79)	16.29	55.81 (196.26)	16.15	72.89 (256.35)
60 (15)	0	17.01	47.28 (166.28)	16.81	59.11 (207.89)	16.57	76.99 (270.77)
65 (18)	0	17.62	50.33 (177.01)	17.40	62.83 (220.97)	17.04	81.57 (286.88)
70 (20)	0	18.28	53.56 (188.37)	18.02	66.77 (234.83)	17.51	86.38 (303.80)
75 (24)	0	18.81	56.54 (198.85)	18.51	70.41 (247.63)	17.84	90.72 (319.06)
80 (25)	0	19.45	59.97 (210.91)	19.10	74.60 (262.37)	18.24	95.69 (336.54)

¹ Percent glycol is the minimum percentage of glycol/water mixture based on volume.

² Energy Efficiency Rating (EER) is for compressor only.

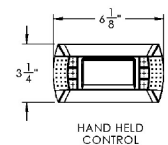
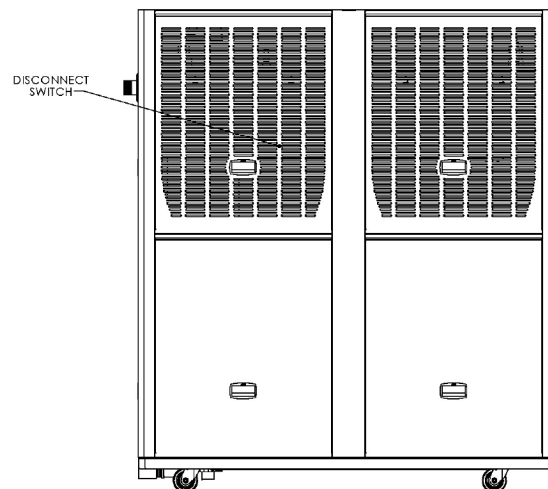
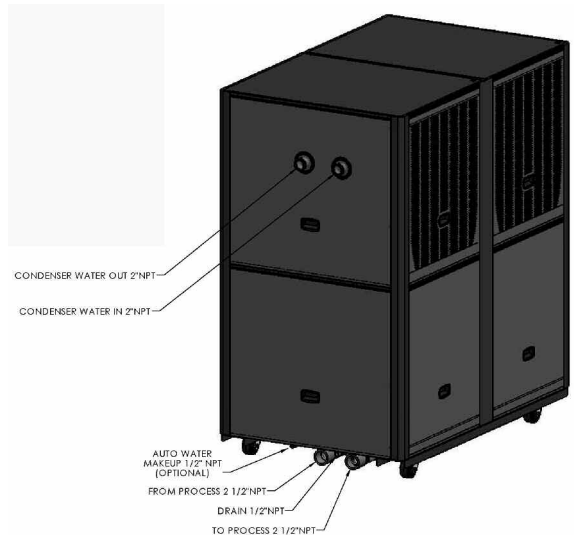
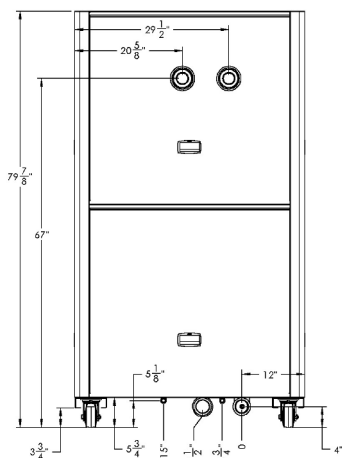
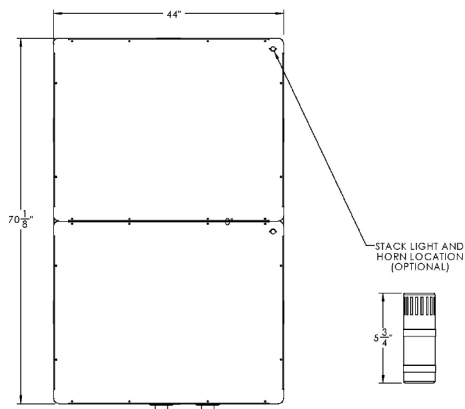
³ Capacity based on 95°F (35°C) ambient air temperature and standard pump listed above.

G-PWC 20-60 HP WATER-COOLED PORTABLE CHILLERS

HEAT AND COOL

DIMENSIONS: GPWC-70, 20 TON

PERFORMANCE (NOMINAL DESIGN CONDITIONS)			
Cooling Capacity	22.68 Tons	Altitude	Sea Level
Coolant Supply Temperature	50 °F	Compressor Power	16970 Watts
Ambient Air Temperature	85 °F	EER	16.04 BTU/Watt
Coolant	WATER	Condenser Water Flow	68 GPM
Coolant Flow	54 GPM	Sound Power Level	74 dBA
Unit Pressure Drop	7 PSID		
OPERATING PARAMETERS			
Coolant Supply Temperature	20-80 °F	Coolant Flow	24-96 GPM
Ambient Air Temperature	50-90°F	Minimum Load	4.54 Tons
SPECIFICATIONS			
Compressor	Scroll	Evaporator Filter	20 Mesh
Coolant Pump	SST Centrifugal	Coolant Circuit	Non-ferrous
Evaporator	Brazed Plate	Capacity Control	Hot gas bypass
Condenser	Shell & Tube	Refrigerant	12 lbs R410a
		Frame	Galvanized Steel
		Panels	Powder Coated Steel
Reservoir	70 gal. Polyethylene	Weight (operating)	2180 lbs.
Power	460V/3/60	Weight (shipping)	1520 lbs.
Control Circuit	24/120 VAC	Electrical Enclosure	NEMA 12
Compressor Rated Load Amps	(2) @ 17.9 Amps each	Control	Microprocessor

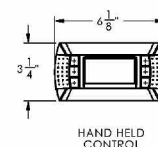
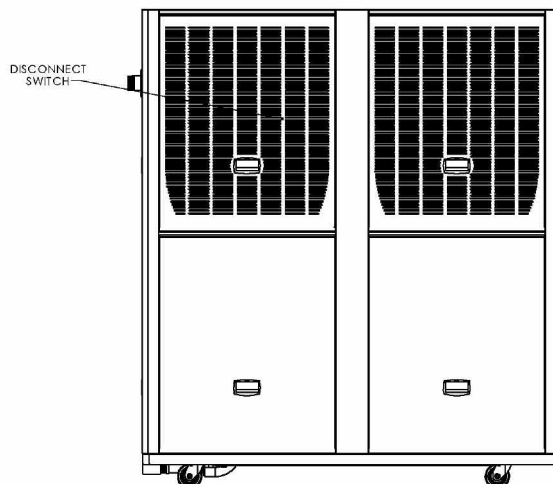
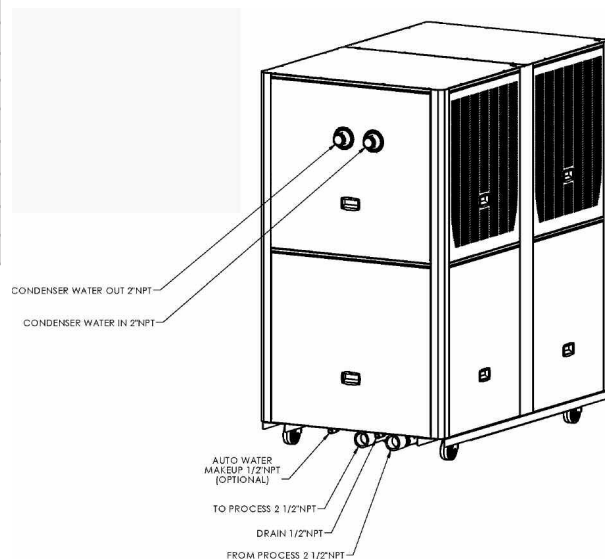
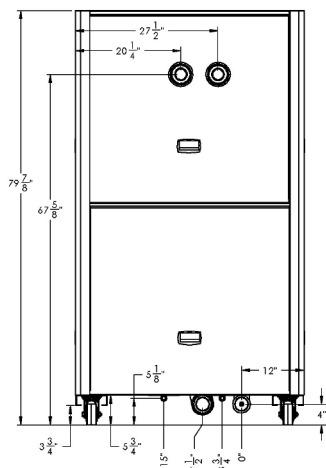
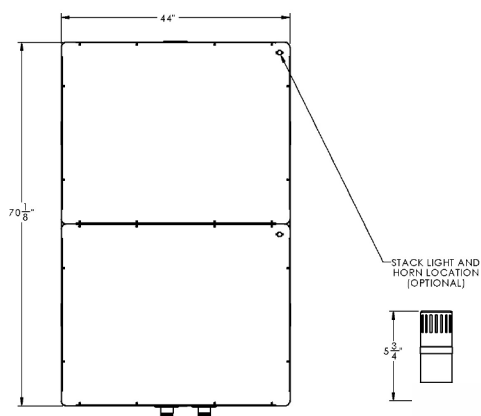


G-PWC 20-60 HP WATER-COOLED PORTABLE CHILLERS

HEAT AND COOL

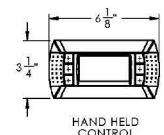
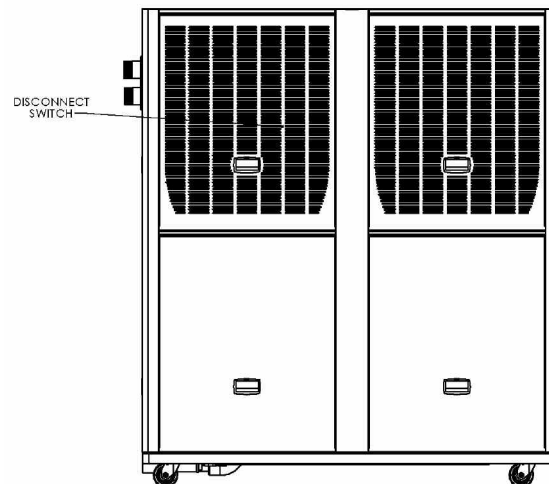
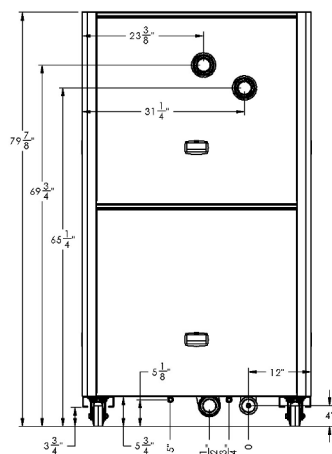
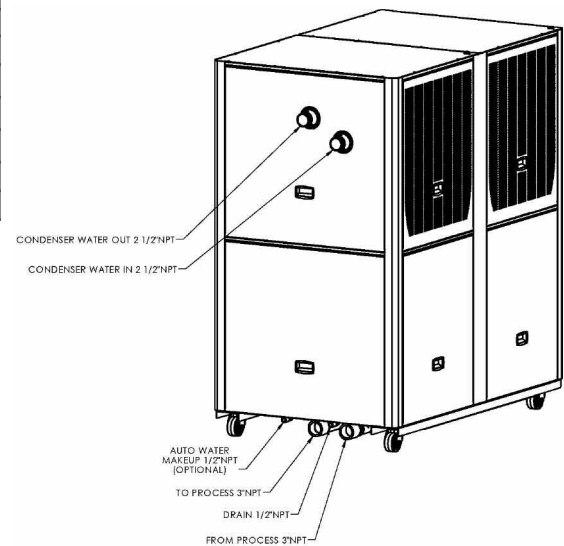
DIMENSIONS: GPWC-90, 25 TON

PERFORMANCE (NOMINAL DESIGN CONDITIONS)			
Cooling Capacity	28.43 Tons	Altitude	Sea Level
Coolant Supply Temperature	50 °F	Compressor Power	21716 Watts
Ambient Air Temperature	85 °F	EER	15.71 BTU/Watt
Coolant	WATER	Condenser Water Flow	85 GPM
Coolant Flow	68 GPM	Sound Power Level	74 dBA
Unit Pressure Drop	7 PSID		
OPERATING PARAMETERS			
Coolant Supply Temperature	20-80 °F	Coolant Flow	30-120 GPM
Ambient Air Temperature	50-90°F	Minimum Load	5.59 Tons
SPECIFICATIONS			
Compressor	Scroll	Evaporator Filter	20 Mesh
Coolant Pump	SST Centrifugal	Coolant Circuit	Non-ferrous
Evaporator	Brazed Plate	Capacity Control	Hot gas bypass
Condenser	Shell & Tube	Refrigerant	12 lbs R410a
		Frame	Galvanized Steel
		Panels	Powder Coated Steel
Reservoir	70 gal. Polyethylene	Weight (operating)	2580 lbs.
Power	460V/3/60	Weight (shipping)	1900 lbs.
Control Circuit	24/120 VAC	Electrical Enclosure	NEMA 12
Compressor Rated Load Amps	(2) @ 28.1 Amps each	Control	Microprocessor



HEAT AND COOL

PERFORMANCE (NOMINAL DESIGN CONDITIONS)			
Cooling Capacity	28.43 Tons	Altitude	Sea Level
Coolant Supply Temperature	50 °F	Compressor Power	21716 Watts
Ambient Air Temperature	85 °F	EER	15.71 BTU/Watt
Coolant	WATER	Condenser Water Flow	85 GPM
Coolant Flow	68 GPM	Sound Power Level	74 dBA
Unit Pressure Drop	7 PSID		
OPERATING PARAMETERS			
Coolant Supply Temperature	20-80 °F	Coolant Flow	30-120 GPM
Ambient Air Temperature	50-90°F	Minimum Load	5.59 Tons
SPECIFICATIONS			
Compressor	Scroll	Evaporator Filter	20 Mesh
Coolant Pump	SST Centrifugal	Coolant Circuit	Non-ferrous
Evaporator	Brazed Plate	Capacity Control	Hot gas bypass
Condenser	Shell & Tube	Refrigerant	12 lbs R410a
		Frame	Galvanized Steel
		Panels	Powder Coated Steel
Reservoir	70 gal. Polyethylene	Weight (operating)	2580 lbs.
Power	460V/3/60	Weight (shipping)	1900 lbs.
Control Circuit	24/120 VAC	Electrical Enclosure	NEMA 12
Compressor Rated Load Amps	(2) @ 28.1 Amps each	Control	Microprocessor





G-PRC REMOTE AIR-COOLED PORTABLE CHILLERS

The GP Series remote air-cooled portable chillers provide 70 to 210 kW (20 to 60 Tons of Refrigeration) cooling capacities with compact footprints. The forward thinking design simplifies installation and maintenance while conserving valuable floor space. They also comply with all governmental and environmental standards by reducing the carbon footprint.

All GP Series portable chillers have an operating leaving fluid temperature range of 20°F to 80°F (-7°C to 27°C). Consult the factory for applications outside this temperature range.

STANDARD FEATURES

- Environmentally friendly non-CFC 410a refrigerant
- Non-ferrous piping
- Polyethylene rotationally molded tank
- Single stainless steel high flow process pumps (no need for recirculation pump)
- Low Process water thermal flow switch
- Internal process water bypass valve for system protection only
- Mounting rails
- Stainless steel brazed plate evaporator
- Evaporator inlet Y-strainer with blow-down valve
- Fully insulated refrigeration and process piping
- Low refrigerant pressure safety through suction pressure transducer
- High refrigerant pressure safety switch
- High pressure, spring actuated, refrigerant relief valve
- Filter dryer, sight glass, externally equalized thermal expansion valve, and multiple refrigeration access points
- Liquid line solenoid valve
- Electronic hot-gas bypass capacity control
- Refrigeration shutoff valves
- Tandem scroll compressors with crankcase heaters
- NEMA-12/IP55 Electrical enclosure
- Rotary power disconnect switch
- PLC controls with the following features
 - o 8-line x 20 character monochrome remote mountable display
 - Constant Setpoint, To and From Process Temperatures
 - Tank level
 - Pump To Process pressure
 - Capacity
 - o Pressure transducers for compressor suction and discharge pressures
 - o High accuracy thermistors for temperature control
 - o Remote on/off control
 - o Diagnostics indicating low flow, high fluid temperature, high or low refrigeration pressure, high or low tank fluid level, sensor faults, and motor overload faults
 - o Anti-cycling timer
- Warranty: 1 year compressor and labor; 2 year parts, 3 years on controller

Outdoor Condenser

- Aluminum micro-channel condenser coil with cleanable inlet filter
- OAO fan motors with disconnect switch
- Variable speed outdoor fan control
- Mounting feet
- Operational to -20°F (-29°C) Ambient Air Temperature



GP Series 30 hp

OPTIONAL FEATURES

- Automatic water makeup valve
- High capacity pumps
- Unit less pump or tank or both
- General fault audible and visual alarm
- UL listed electrical subpanel
- Compressor rotolock valves
- Capability to operate with leaving fluid temperatures over 80°F (27°C), or down to -30°F (-34°C)
- Serial communications including Modbus RTU, BACNet, and Lonworks
- Ethernet communications – Modbus RTU
- Sensor package – includes sensors for entering air temperature, and suction and discharge refrigerant temperatures to calculate capacity, unit superheat and sub-cooling
- 4 year extended compressor warranty (parts only)

G-PRC 20-60 HP REMOTE AIR-COOLED PORTABLE CHILLERS

HEAT AND COOL

SPECIFICATIONS: REMOTE AIR-COOLED CONDENSERS — 60 HZ

Model	Tandem Compressors Total HP (kW)	Fans		Compressor Type	Evaporator Type	Condenser Type	Polyethylene Reservoir Gal (liter)	Standard Pump (SS304) HP (kW)	Discharge air volume CFM (m ³ /min)
		Qty	HP (kW)						
GPRC-70	20 (15)	2	1 (0.7)	Tandem Hermetic Scroll	SS copper- brazed plate- type	Aluminum	70 (265)	5 (3.7)	16916 (479)
GPRC-90	25 (18.7)	2	2 (1.4)					5 (3.7)	25374 (718)
GPRC-105	30 (22.4)	2	2 (1.4)					5 (3.7)	25374 (718)
GPRC-140	40 (30)	3	2 (1.4)				140 (530)	5 (3.7)	38061 (1077)
GPRC-175	50 (37.3)	3	2 (1.4)					5 (3.7)	38061 (1077)
GPRC-210	60 (45)	4	2 (1.4)					5 (3.7)	50748 (1436)

Model	Nominal Capacity ¹		Process Connections (in NPT)	Water Flow ² gpm (lpm)	Water Pressure ² psi (bar)	MCA ³		Running Amps ³	
	0 Pump Tons (kW)	1 Pump Tons (kW)				0 Pump	1 Pump	0 Pump	1 Pump
GPRC-70	20.2 (70.9)	19.2 (67.4)	2.5	48 (182)	41 (2.8)	54.53	61.23	34.53	41.23
GPRC-90	25.5 (89.6)	24.9 (87.5)	2.5	60 (227)	40 (2.8)	68.78	75.48	42.83	49.53
GPRC-105	30.2 (106.2)	29.2 (102.7)	3	72 (273)	37 (2.6)	82.13	88.83	55.53	62.23
GPRC-140	40.0 (140.6)	38.5 (135.4)	3	96 (363)	50 (3.4)	107.34	114.04	62.74	69.44
GPRC-175	49.4 (173.8)	47.4 (166.7)	3	120 (454)	39 (2.7)	127.49	134.19	80.44	87.14
GPRC-210	64 (224.9)	62 (217.9)	3	144 (545)	37 (2.6)	165.89	172.59	104.34	111.04

¹ Capacity based on 50°F (10°C) To Process fluid temperature and 95°F (35°C) ambient air temperature. Optional additional process pump hp (kW) reduces chiller capacity by 0.2 tons per motor hp (0.702 kW ref. cap. per 0.746 kW pump power).

² Water flow and pressure To Process based on 2.4 gpm per ton (2.6 lpm per kW).

³ MCA and Running amps at 460VAC/3/60. Multiply amperage by 2.2 for 208VAC/3/60; 2.0 for 230VAC/3/60; 0.8 for 575VAC/3/60. An optional oversized process pump adds to the MCA or running amperage. To find the new MCA or running chiller amperage, add the FLA of the optional pump to the O pump Value MCA or Running Amps.

PUMP OPTIONS

Optimal Pump HP (kW)	FLA @ 460V/3/60	Availability					
		-70	-90	-105	-140	-175	-210
5 (3.7)	6.7	S	S	S	S	S	S
7.5 (5.6)	10.3	-	-	-	-	O	-
10 (7.5)	13.2	-	O	O	-	-	O
15 (11.2)	20.1	O	O	O	O	O	O
30 (22.4)	32	-	-	-	-	O	O

PRESSURE DROP DATA AT 50°F (10°C) PURE WATER

GPRC-70		GPRC-90		GPRC-105		GPRC-140		GPRC-175		GPRC-210	
gpm (lpm)	ΔP PSI (bar)	gpm (lpm)	ΔP PSI (bar)	gpm (lpm)	ΔP PSI (bar)	gpm (lpm)	ΔP PSI (bar)	gpm (lpm)	ΔP PSI (bar)	gpm (lpm)	ΔP PSI (bar)
24 (90)	1.7 (0.1)	30 (113)	1.8 (0.1)	36 (136)	1.7 (0.1)	48 (181)	1.8 (0.1)	60 (226)	1.7 (0.1)	72 (272)	1.7 (0.1)
48 (181)	6.1 (0.4)	60 (226)	6.5 (0.4)	72 (272)	6.1 (0.4)	96 (362)	6.4 (0.4)	120 (452)	6.0 (0.4)	144 (544)	6.2 (0.4)
96 (362)	21.9 (1.5)	120 (452)	23.5 (1.6)	144 (544)	22.1 (1.5)	192 (724)	23.6 (1.6)	240 (904)	22.2 (1.5)	288 (1088)	22.7 (1.6)

G-PRC 20-60 HP REMOTE AIR-COOLED PORTABLE CHILLERS

HEAT AND COOL

CAPACITY RATINGS AT VARYING LEAVING FLUID TEMPERATURES

LFT °F (°C)	% EG ¹	GPRC-70		GPRC-90		GPRC-105	
		EER ²	Nom. Cap. — 1 pump ³ tons (kW)	EER ²	Nom. Cap. — 1 pump ³ tons (kW)	EER ²	Nom. Cap. — 1 pump ³ tons (kW)
20 (-5)	33	6.05	9.35 (32.88)	6.60	12.57 (44.21)	6.64	14.96 (52.61)
25 (-4)	28	6.92	10.76 (37.84)	7.38	14.26 (50.15)	7.45	16.98 (59.72)
30 (-1)	25	7.84	12.26 (43.12)	8.19	16.03 (56.38)	8.33	19.16 (67.39)
35 (2)	20	8.83	13.89 (48.85)	9.10	18.02 (63.38)	9.25	21.48 (75.55)
40 (5)	10	9.86	15.61 (54.90)	10.05	20.10 (70.69)	10.30	24.16 (84.97)
45 (7)	0	10.98	17.48 (61.48)	11.05	22.33 (78.53)	11.35	26.90 (94.61)
50 (10)	0	12.07	19.16 (67.39)	11.98	24.47 (86.06)	12.19	29.21 (102.73)
55 (12)	0	12.50	20.37 (71.64)	12.38	25.95 (91.27)	12.57	30.95 (108.85)
60 (15)	0	12.92	21.60 (75.97)	12.73	27.41 (96.40)	12.90	32.70 (115.01)
65 (18)	0	13.36	22.92 (80.61)	13.15	29.09 (102.31)	13.26	34.60 (121.69)
70 (20)	0	13.79	24.25 (85.29)	13.55	30.75 (108.15)	13.59	36.51 (128.41)
75 (24)	0	14.15	25.55 (89.86)	13.89	32.37 (113.85)	13.84	38.35 (134.88)
80 (25)	0	14.44	26.96 (94.82)	14.18	34.14 (120.07)	14.05	40.36 (141.95)

¹ Percent glycol is the minimum percentage of glycol/water mixture based on volume.

² Energy Efficiency Rating (EER) is for compressor only.

³ Capacity based on 95°F (35°C) ambient air temperature and standard pump listed above.

LFT °F (°C)	% EG ¹	GPRC-140		GPRC-175		GPRC-210	
		EER ²	Nom. Cap. — 1 pump ³ tons (kW)	EER ²	Nom. Cap. — 1 pump ³ tons (kW)	EER ²	Nom. Cap. — 1 pump ³ tons (kW)
20 (-5)	33	6.49	18.46 (64.92)	6.62	23.79 (83.67)	6.53	31.29 (110.05)
25 (-4)	28	7.35	21.05 (74.03)	7.41	27.10 (95.31)	7.31	35.45 (124.68)
30 (-1)	25	8.22	23.76 (83.56)	8.19	30.38 (106.85)	8.16	40.02 (140.75)
35 (2)	20	9.21	26.95 (94.78)	9.11	34.26 (120.49)	9.05	44.84 (157.70)
40 (5)	10	10.25	30.40 (106.92)	10.10	38.48 (135.33)	10.03	50.29 (176.87)
45 (7)	0	11.50	34.71 (122.08)	11.12	42.84 (150.67)	11.08	56.19 (197.62)
50 (10)	0	12.58	38.49 (135.37)	12.18	47.41 (166.74)	12.07	61.95 (217.88)
55 (12)	0	12.99	40.96 (144.06)	12.88	51.52 (181.20)	12.61	66.19 (232.79)
60 (15)	0	13.39	43.47 (152.88)	13.54	55.60 (195.55)	12.97	69.96 (246.05)
65 (18)	0	13.83	46.22 (162.56)	14.25	60.17 (211.62)	13.35	74.06 (260.47)
70 (20)	0	14.28	49.03 (172.44)	14.53	63.93 (224.84)	13.70	78.13 (274.78)
75 (24)	0	14.65	51.76 (182.04)	14.92	68.56 (241.13)	13.91	81.88 (287.97)
80 (25)	0	14.99	54.78 (192.66)	15.11	70.47 (247.84)	14.04	85.96 (302.32)

¹ Percent glycol is the minimum percentage of glycol/water mixture based on volume.

² Energy Efficiency Rating (EER) is for compressor only.

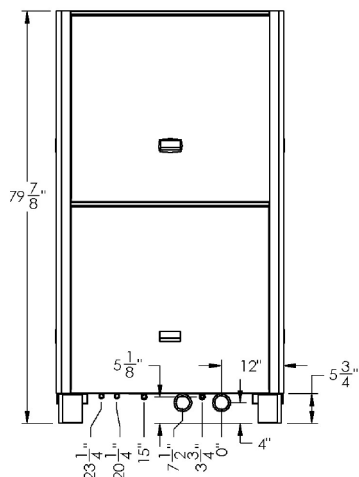
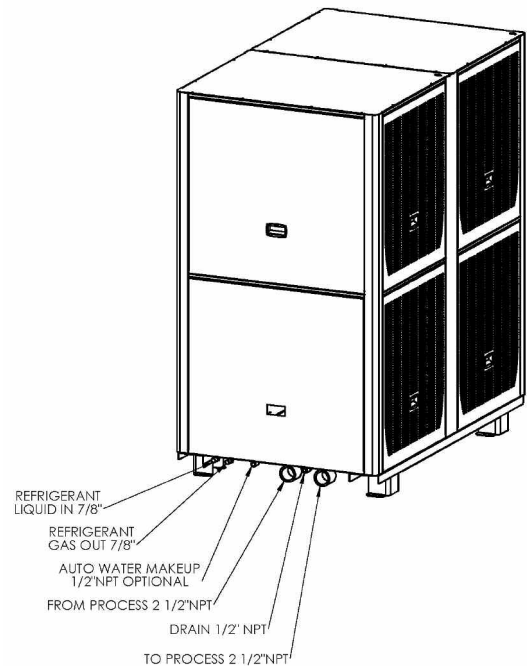
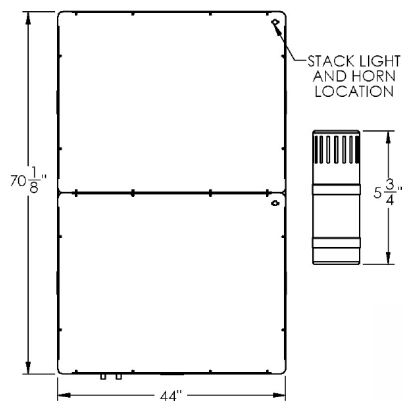
³ Capacity based on 95°F (35°C) ambient air temperature and standard pump listed above.

G-PRC 20-60 HP REMOTE AIR-COOLED PORTABLE CHILLERS

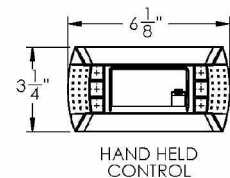
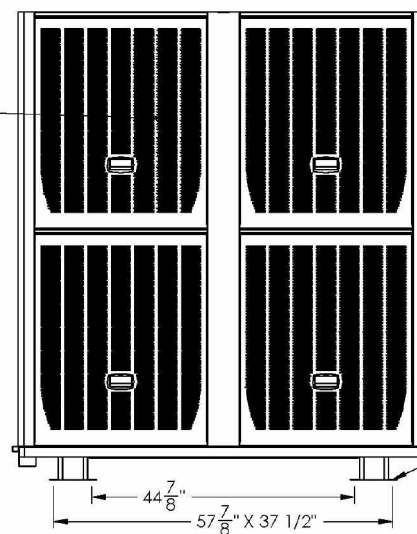
HEAT AND COOL

DIMENSIONS: GPRC-70, 20 TON

PERFORMANCE (NOMINAL DESIGN CONDITIONS)			
Cooling Capacity	20.16 Tons	Altitude	Sea Level
Coolant Supply Temperature	50 °F	Compressor Power	20048 Watts
Ambient Air Temperature	85 °F	EER	12.07 BTU/Watt
Coolant	WATER		
Coolant Flow	48 GPM	Sound Power Level	89 dBA
Unit Pressure Drop	7 PSID		
OPERATING PARAMETERS			
Coolant Supply Temperature	20-80 °F	Coolant Flow	24-96 GPM
Ambient Air Temperature	60-115°F	Minimum Load	4.03 Tons
SPECIFICATIONS			
Compressor	Scroll	Evaporator Filter	20 Mesh
Coolant Pump	SST Centrifugal	Coolant Circuit	Non-ferrous
Evaporator	Brazed Plate	Capacity Control	Hot gas bypass
		Frame	Galvanized Steel
		Panels	Powder Coated Steel
Reservoir	70 gal. Polyethylene	Weight (operating)	1960 lbs.
Power	460V/3/60	Weight (shipping)	1300 lbs.
Control Circuit	24/120 VAC	Electrical Enclosure	NEMA 12
Compressor Rated Load Amps	(2) @ 17.9 Amps each	Control	Microprocessor



DISCONNECT LOCATION

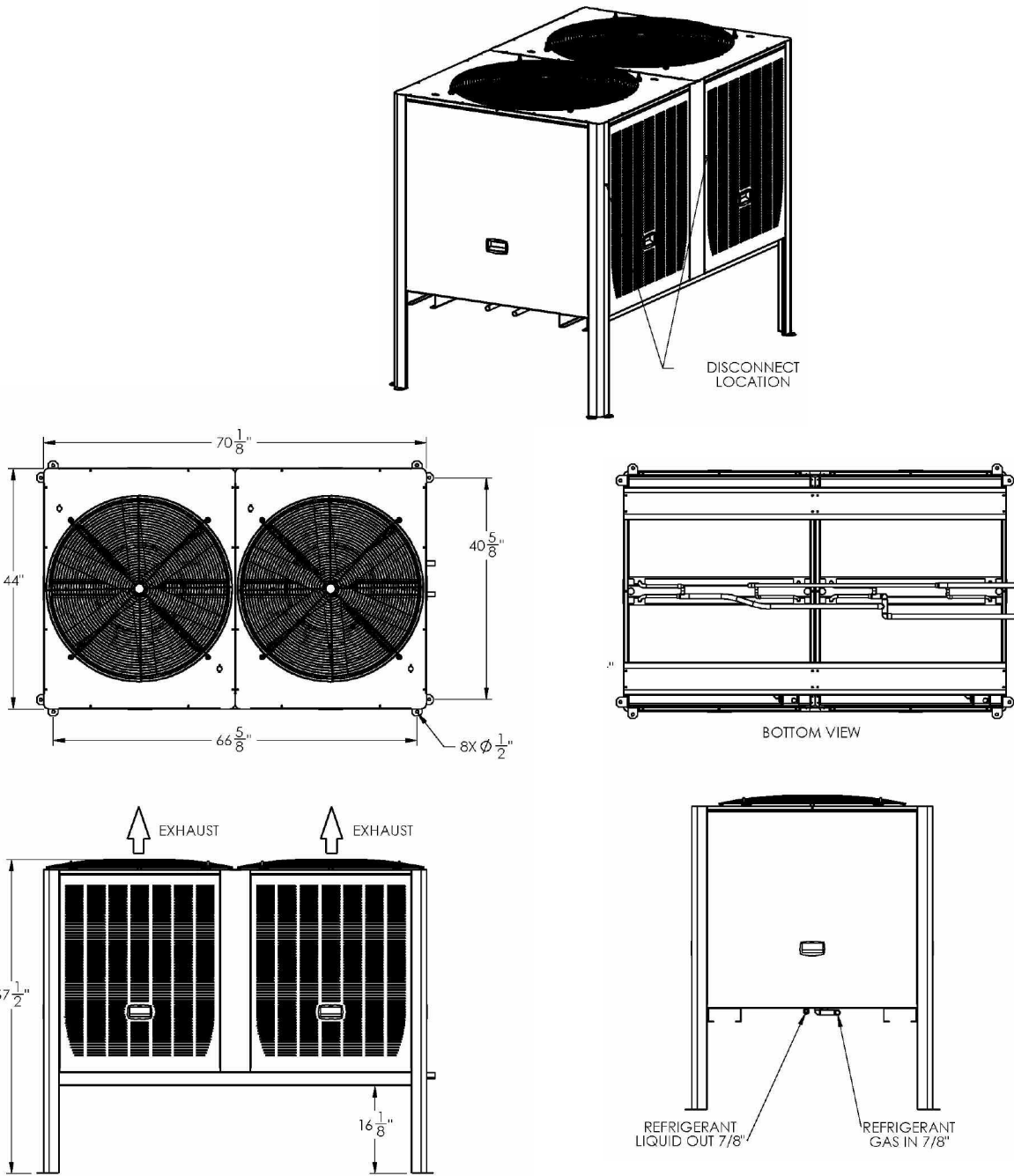


G-PRC 20-60 HP REMOTE AIR-COOLED PORTABLE CHILLERS

HEAT AND COOL


DIMENSIONS: GPRC-70, 20 TON

PERFORMANCE (NOMINAL DESIGN CONDITIONS)			
Ambient Air Temperature	-20 - 115 °F	Sound Power Level	89 dBA
Condenser Air Flow	16916 CFM		
Condenser	Aluminum	Frame	Galvanized Steel
Condenser Fans	(2) 32" Axial	Panels	Powder Coated Steel
Condenser Fan Motor	(2) 1hp OAO; 1140 RPM; 1.3 FLA	Weight (Shipping)	574 lbs.
Power	460V/3/60		

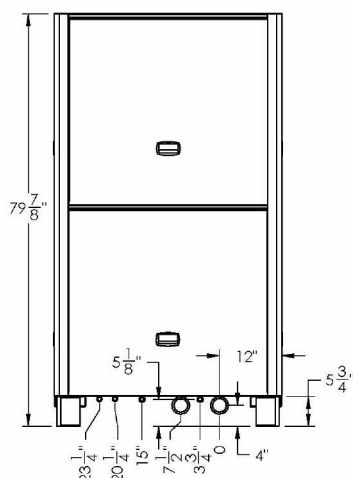
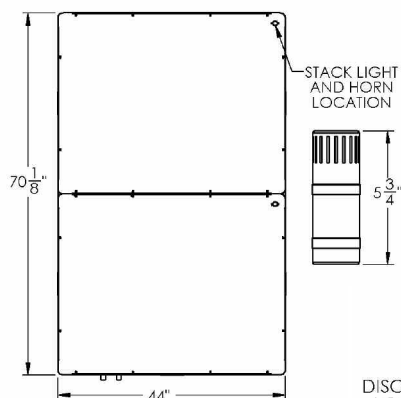


DIMENSIONS: GPRC-90, 25 TON

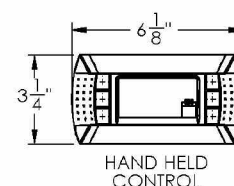
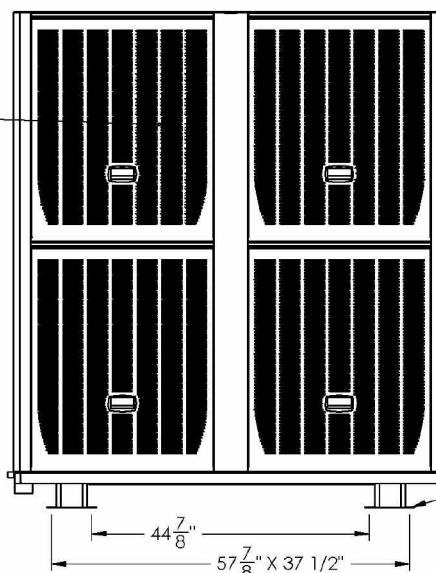
PERFORMANCE (NOMINAL DESIGN CONDITIONS)			
Cooling Capacity	25.47 Tons	Altitude	Sea Level
Coolant Supply Temperature	50 °F	Compressor Power	25504 Watts
Ambient Air Temperature	95 °F	EER	11.98 BTU/Watt
Coolant	WATER		
Coolant Flow	61 GPM	Sound Power Level	95 dBA
Unit Pressure Drop	7 PSID		
OPERATING PARAMETERS			
Coolant Supply Temperature	20-80 °F	Coolant Flow	30-120 GPM
Ambient Air Temperature	60-115 °F	Minimum Load	5.09 Tons
SPECIFICATIONS			
Compressor	Scroll	Evaporator Filter	20 Mesh
Coolant Pump	SST Centrifugal	Coolant Circuit	Non-ferrous
Evaporator	Brazed Plate	Capacity Control	Hot gas bypass
		Frame	Galvanized Steel
		Panels	Powder Coated Steel
Reservoir	70 gal. Polyethylene	Weight (operating)	2360 lbs.
Power	460V/3/60	Weight (shipping)	1680 lbs.
Control Circuit	24/120 VAC	Electrical Enclosure	NEMA 12
Compressor Rated Load Amps	(2) @ 23.1 Amps each	Control	Microprocessor



REFRIGERANT LIQUID IN 1 1/8"
 REFRIGERANT GAS OUT 1 1/8"
 AUTO WATER MAKEUP 1/2"NPT OPTIONAL
 TO PROCESS 2 1/2"NPT
 DRAIN 1/2" NPT
 FROM PROCESS 2 1/2"NPT



DISCONNECT LOCATION



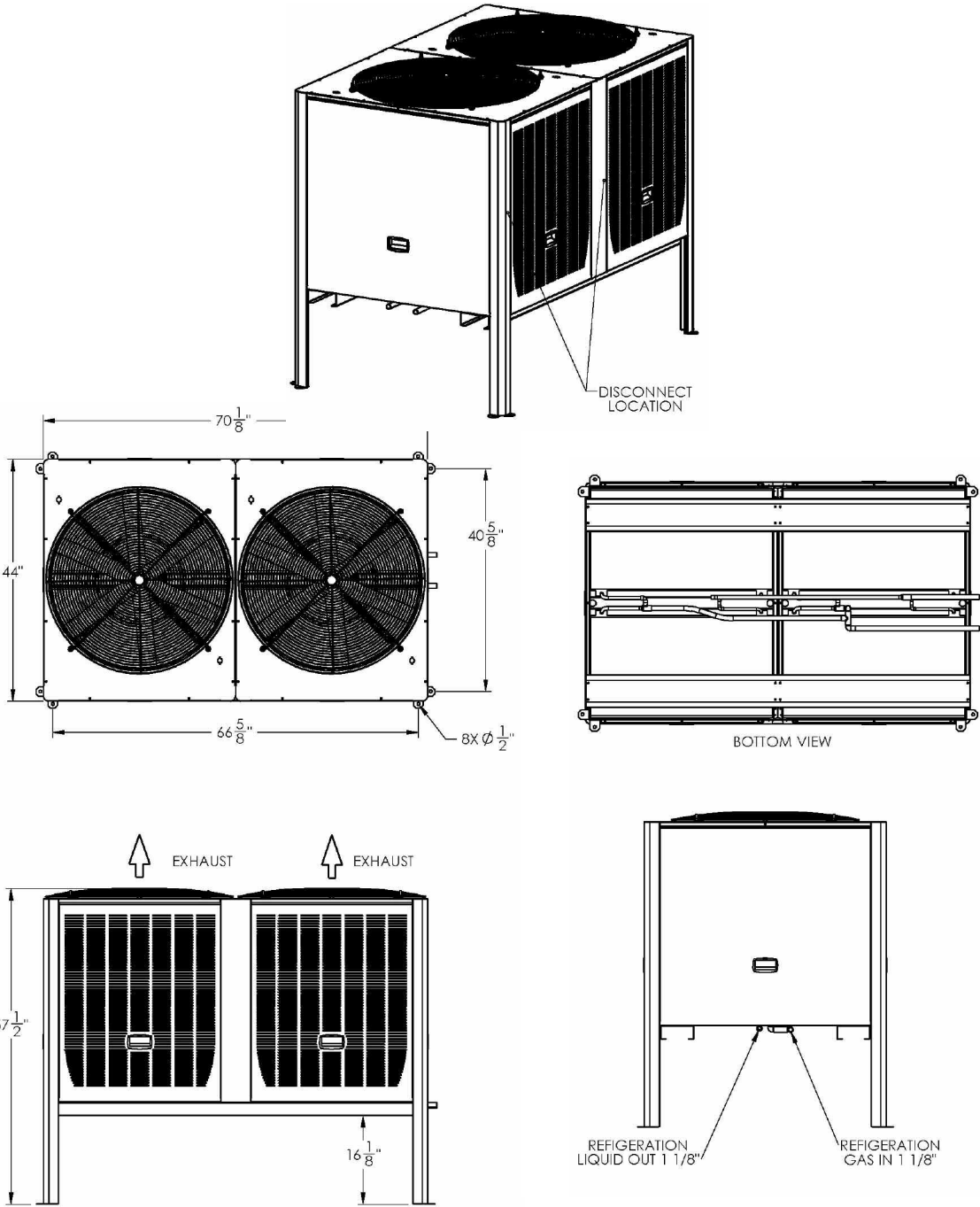
8X 1/2" Ø

G-PRC 20-60 HP REMOTE AIR-COOLED PORTABLE CHILLERS

HEAT AND COOL

DIMENSIONS: GPRC-90, 25 TON

PERFORMANCE (NOMINAL DESIGN CONDITIONS)			
Ambient Air Temperature	-20 - 115 °F	Sound Power Level	95 dBA
Condenser Air Flow	25374 CFM		
Condenser	Aluminum	Frame	Galvanized Steel
Condenser Fans	(2) 32" Axial	Panels	Powder Coated Steel
Condenser Fan Motor	(2) 1hp OAO; 1140 RPM; 3.4 FLA	Weight (Shipping)	742 lbs.
Power	460V/3/60		

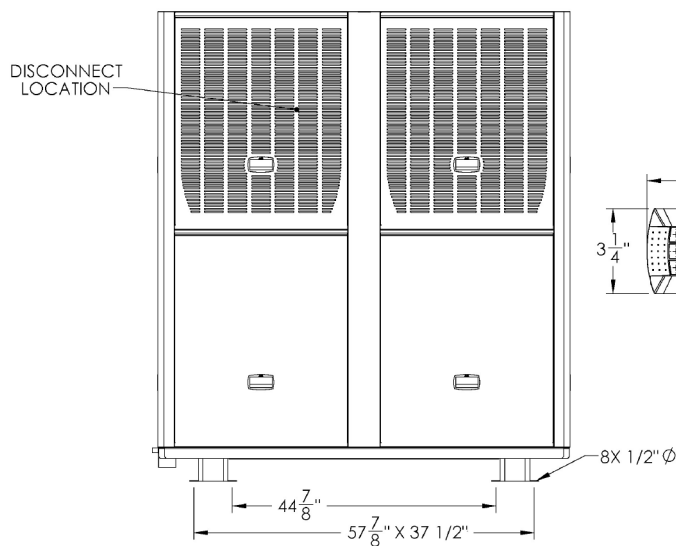
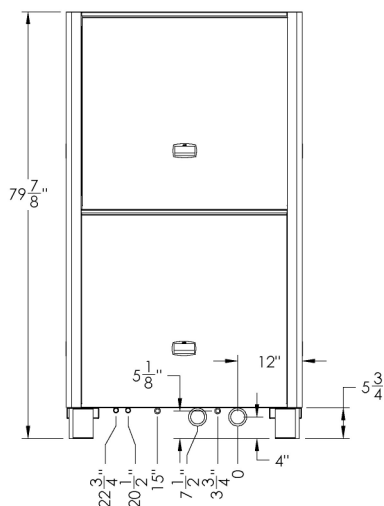
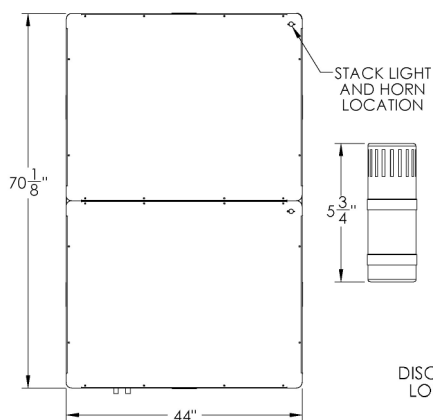
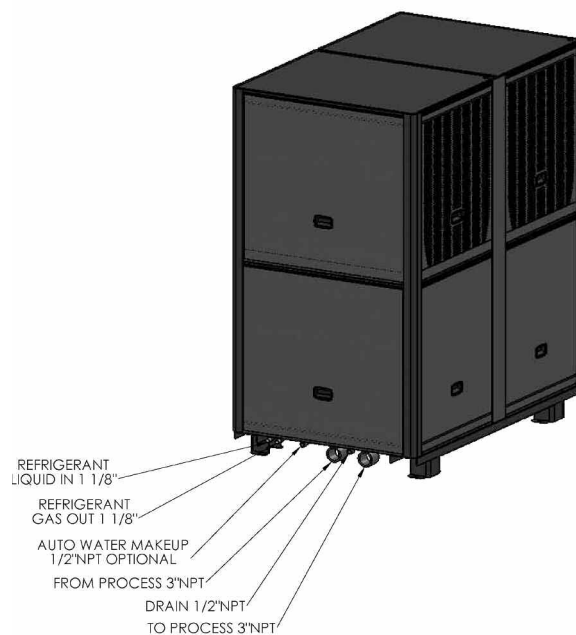


G-PRC 20-60 HP REMOTE AIR-COOLED PORTABLE CHILLERS

HEAT AND COOL

DIMENSIONS: GPRC-105, 30 TON

PERFORMANCE (NOMINAL DESIGN CONDITIONS)			
Cooling Capacity	30.21Tons	Altitude	Sea Level
Coolant Supply Temperature	50 °F	Compressor Power	29731 Watts
Ambient Air Temperature	95 °F	EER	12.19 BTU/Watt
Coolant	WATER		
Coolant Flow	72 GPM	Sound Power Level	95 dBA
Unit Pressure Drop	7 PSID		
OPERATING PARAMETERS			
Coolant Supply Temperature	20-80 °F	Coolant Flow	36-144 GPM
Ambient Air Temperature	60-115°F	Minimum Load	6.04 Tons
SPECIFICATIONS			
Compressor	Scroll	Evaporator Filter	20 Mesh
Coolant Pump	SST Centrifugal	Coolant Circuit	Non-ferrous
Evaporator	Brazed Plate	Capacity Control	Hot gas bypass
		Refrigeration	R410a
		Frame	Galvanized Steel
		Panels	Powder Coated Steel
Reservoir	70 gal. Polyethylene	Weight (operating)	2360 lbs.
Power	460V/3/60	Weight (shipping)	1680 lbs.
Control Circuit	24/120 VAC	Electrical Enclosure	NEMA 12

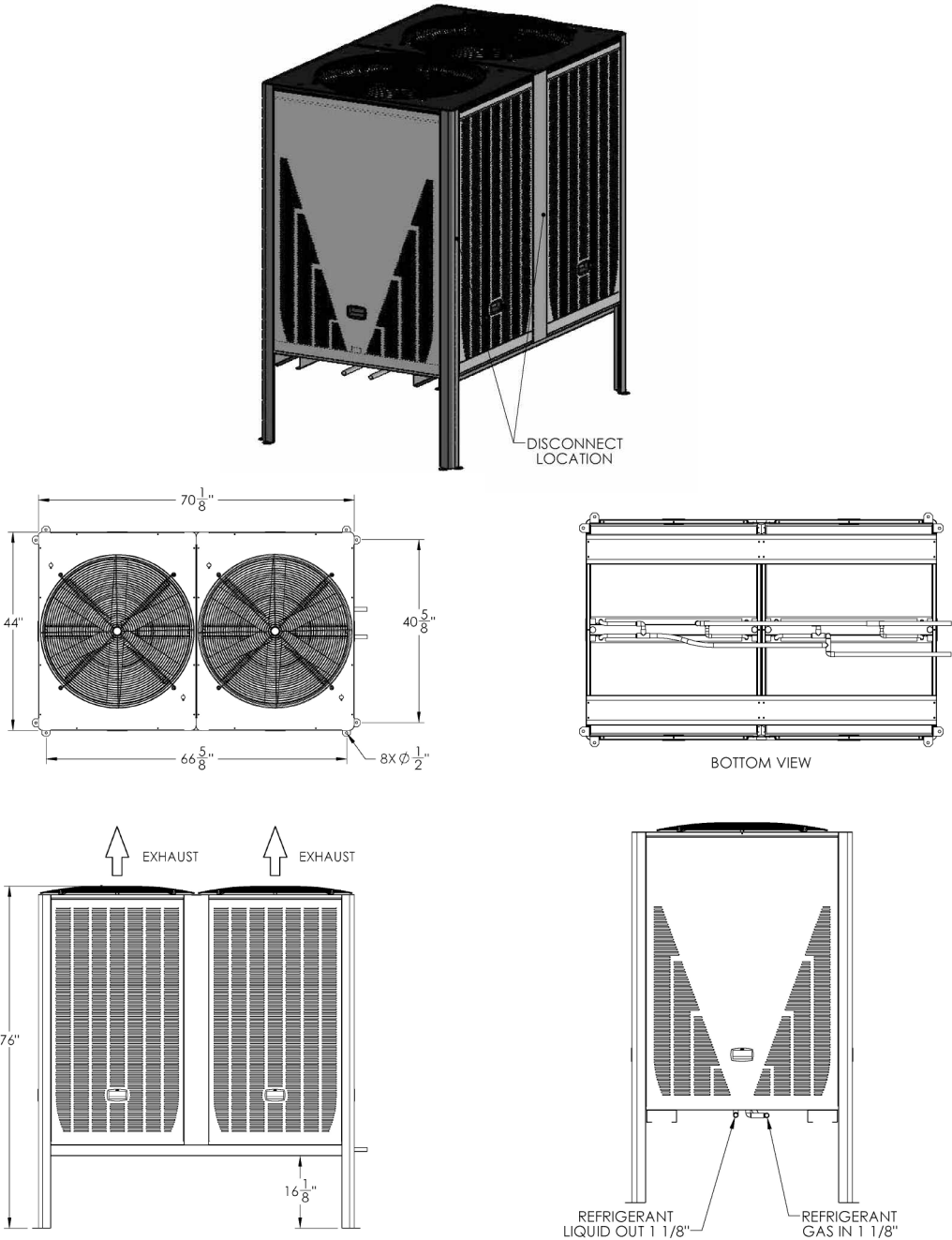


G-PRC 20-60 HP REMOTE AIR-COOLED PORTABLE CHILLERS

HEAT AND COOL

DIMENSIONS: GPRC-105, 30 TON

PERFORMANCE (NOMINAL DESIGN CONDITIONS)			
Ambient Air Temperature	-20 - 115 °F	Sound Power Level	95 dBA
Condenser Air Flow	8458 CFM		
Condenser	Aluminum	Frame	Galvanized Steel
Condenser Fans	(2) 32" Axial	Panels	Powder Coated Steel
Condenser Fan Motor	(2) 1hp OAO; 1140 RPM; 3.4 FLA	Weight (Shipping)	742 lbs.
Power	460V/3/60		

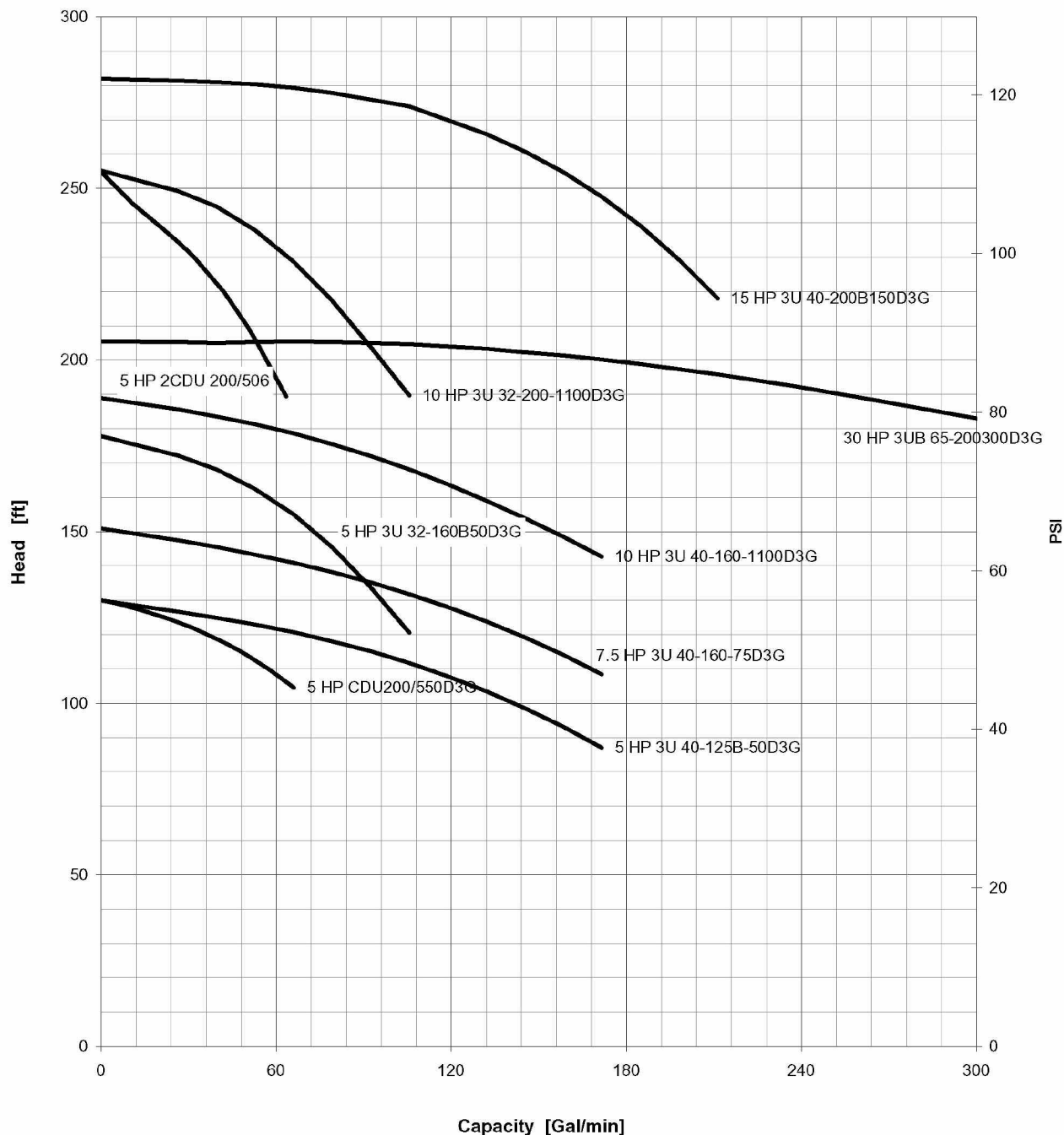


NOTES

GP 20-60 HP PUMP CURVES - 60 HZ

HEAT AND COOL

PUMP CURVES: 20-60 HP

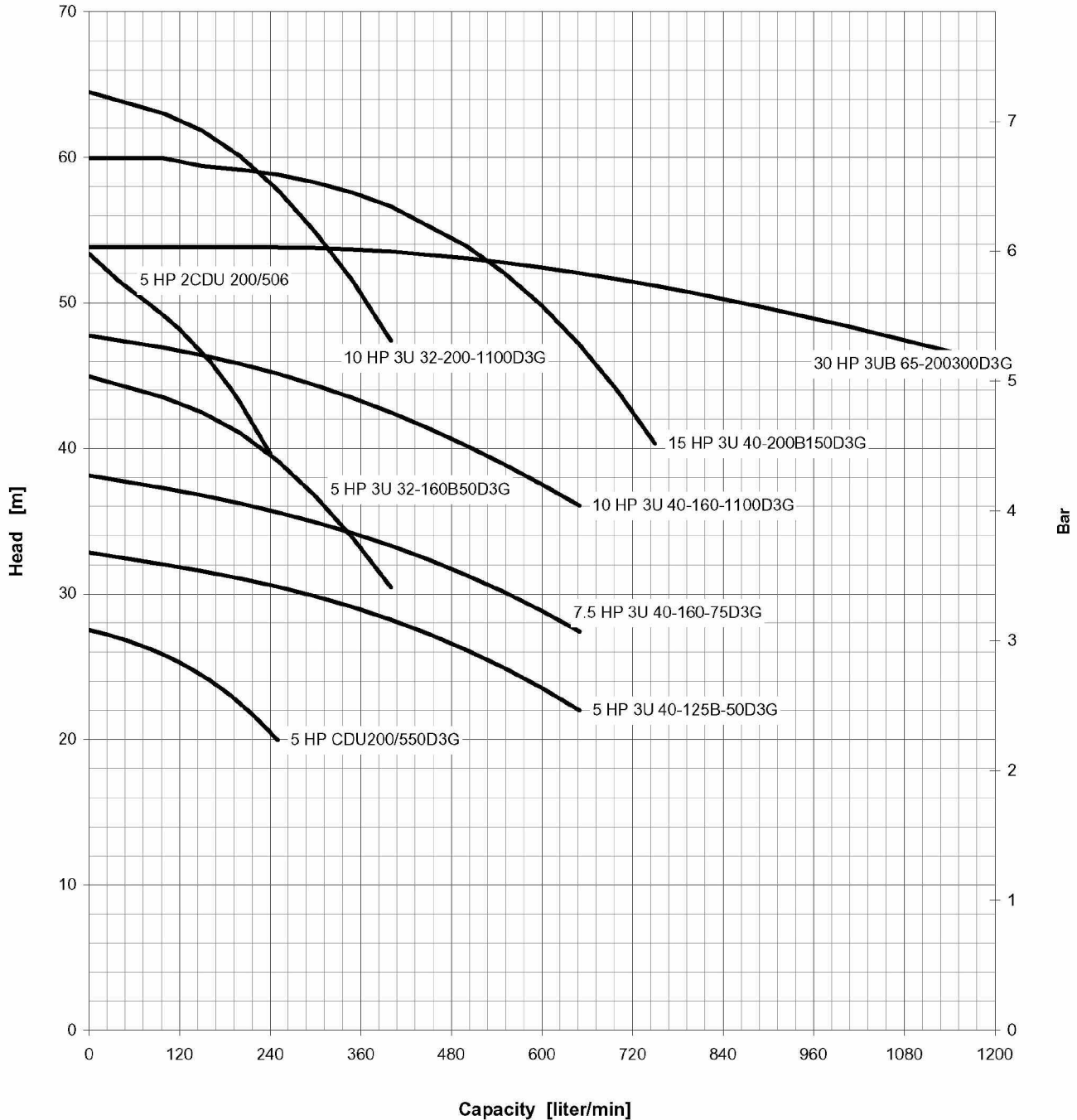


HP	Model	GP70	GP90	GP105	GP140	GP175	GP210
5	CDU 200/550D3G	S	S	S	-	-	-
5	3U 32-160B50D3G	O	O	O	S	S	-
5	3U 40-125B50D36	-	-	-	-	-	S
5	2CDU 200/506D3G	O	-	-	-	-	-
7.5	3U 40-160-75D3G	-	-	-	-	O	-
10	3U 32-200-1100D3G	-	O	O	-	-	O
15	3U 40-200B150D3G	O	O	O	O	O	O
30	3UB 65-200300D3G	-	-	-	-	O	O

GP 20-60 HP PUMP CURVES - 50 HZ

HEAT AND COOL

PUMP CURVES: 20-60 HP



HP	Model	GP70	GP90	GP105	GP140	GP175	GP210
5	CDU 200/550D3G	S	S	S	-	-	-
5	3U 32-160B50D3G	O	O	O	S	S	-
5	3U 40-125B50D36	-	-	-	-	-	S
5	2CDU 200/506D3G	O	-	-	-	-	-
7.5	3U 40-160-75D3G	-	-	-	-	O	-
10	3U 32-200-1100D3G	-	O	O	-	-	O
15	3U 40-200B150D3G	O	O	O	O	O	O
30	3UB 65-200300D3G	-	-	-	-	O	O

Specifications, appearances and dimensions are subject to change without notice.