

Photo: DSI Laserservice GmbH, Maulbronn

AL

The laser-series AL offers the appropriate laser power for each and every application. The laser is an optimum fit for the workbench AL-T, can however also be simply integrated into existing machine constructions. Diverse processing optics aid you in guiding the laser beam to the position you want to have it in. That makes for quick setting and adjustment of the laser to the workpiece in question. Thanks to many options, you can configure the optimum machine for your area of work.



Pressure-sensor for brake system
(Photo: ADZ NAGANO GmbH, Ottendorf)



Circular welding at stainless steel housing
(Photo: HAKAMA AG, Switzerland)

Technical data	AL 75	AL 120	AL 150	AL 200	AL 300
Laser					
Average power	75 W	120 W	150 W	200 W	300 W
Peak pulse power	7 kW	9 kW	9 kW	9 kW	9 kW
Pulse energy	60 J	75 J	75 J	90 J	90 J
Pulse duration	0.5 – 20 ms	0.5 – 20 ms	0.5 – 20 ms	0.5 – 20 ms	0.5 – 20 ms
Pulse frequency	–50 Hz	–50 Hz	–100 Hz	–100 Hz (under observation)	–100Hz
Welding spot diameter	0.2 – 2.0 mm				
Focusing optics	150 mm				
Pulse shaping	Adjustable power-shaping within a laser pulse				
Control	User-specific operable with up to 39 data records interface for external controls				
Viewing system	Leica binoculars with oculars suitable for wearers of glasses				
Supply unit					
Dimensions LxWxH	820 x 400 x 910				
Weight	120 kg	120 kg	120 kg	120 kg	120 kg
Laser beam source					
With focusing unit (length x Ø)	900 x 120 mm			1100 x 120 mm	
Weight	approx.18 kg	approx. 18 kg	approx. 18 kg	approx. 20 kg	approx. 20 kg
Electrical connection	200–240 V / 50–60 Hz / 16 A		3 x 400 V / 50–60 Hz / 3 x 16 A N		
Options	> Micro-welding aperture for welding spot-Ø < 100µm > Turn-and-tilt optics > Rotational welding optics > Tiltable turntable with chuck for horizontal to vertical rotation > TV system for demonstrating and observing the welding process > LA*fet*® – programmable laser-wire-feeder				