

SPECIFICATIONS

**ROOTS™ VJ WHISPAIR™
Water-Sealed Vacuum Exhauster**

Frames 817J thru 832J

BASIC BLOWER DESCRIPTION

ROOTS™ WHISPAIR™ water-sealed vacuum exhausters are heavy-duty units designed with integral-shaft ductile iron impellers. WHISPAIR vacuum exhausters reduce noise and power loss by utilizing an exclusive wrap-around plenum and proprietary WHISPAIR™ jet to control pressure equalization – feeding backflow in the direction of impeller movement, thereby aiding rotation.


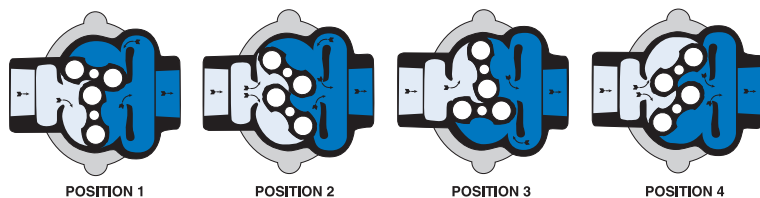
The headplates, one-piece casing and end covers are grey iron. Carburized and ground alloy steel spur timing gears are taper mounted on the shafts, secured with a locknut. Cylindrical roller bearings are used.

Piston rings reduce air leakage through the shaft openings in the headplates, and lip-type oil seals prevent lubricant from entering the air chamber. WHISPAIR™ vacuum exhausters incorporate splash oil lubrication at both ends of the units. A hydrodynamic seal on the drive shaft prevents shaft seal oil leaks.

The top shaft is extended for drive on side outlet vacuum exhausters, and the left or right shaft can be extended for drive on bottom outlet vacuum exhausters. An inlet spray nozzle and seal water flow meter are supplied for water injection.

WARRANTY PERIOD

Twelve (12) months from date of original unit start-up or 18 months from date of original shipment, whichever occurs first.

OPERATING PRINCIPLE**DESIGN AND CONSTRUCTION FEATURES**

1. Low noise level, less operating power required
2. Improved volumetric efficiency & reduced operating temperatures
3. Alloy steel timing gears
4. Cylindrical roller bearings
5. Piston ring air seals
6. Lip-type oil seals, hydrodynamic drive shaft seal
7. Splash oil lubrication
8. Horizontal and vertical configurations available

Incoming air is trapped by the impellers. Simultaneously, pressurized air (right) is being discharged. As the lower impeller passes wrap-around flange, Whispair jet equalizes pressure between trapped air and discharge area, aiding impeller movement and reducing power. Impellers move air into the discharge area (right). Backflow is controlled, resulting in reduction of noise relative to conventional blowers.

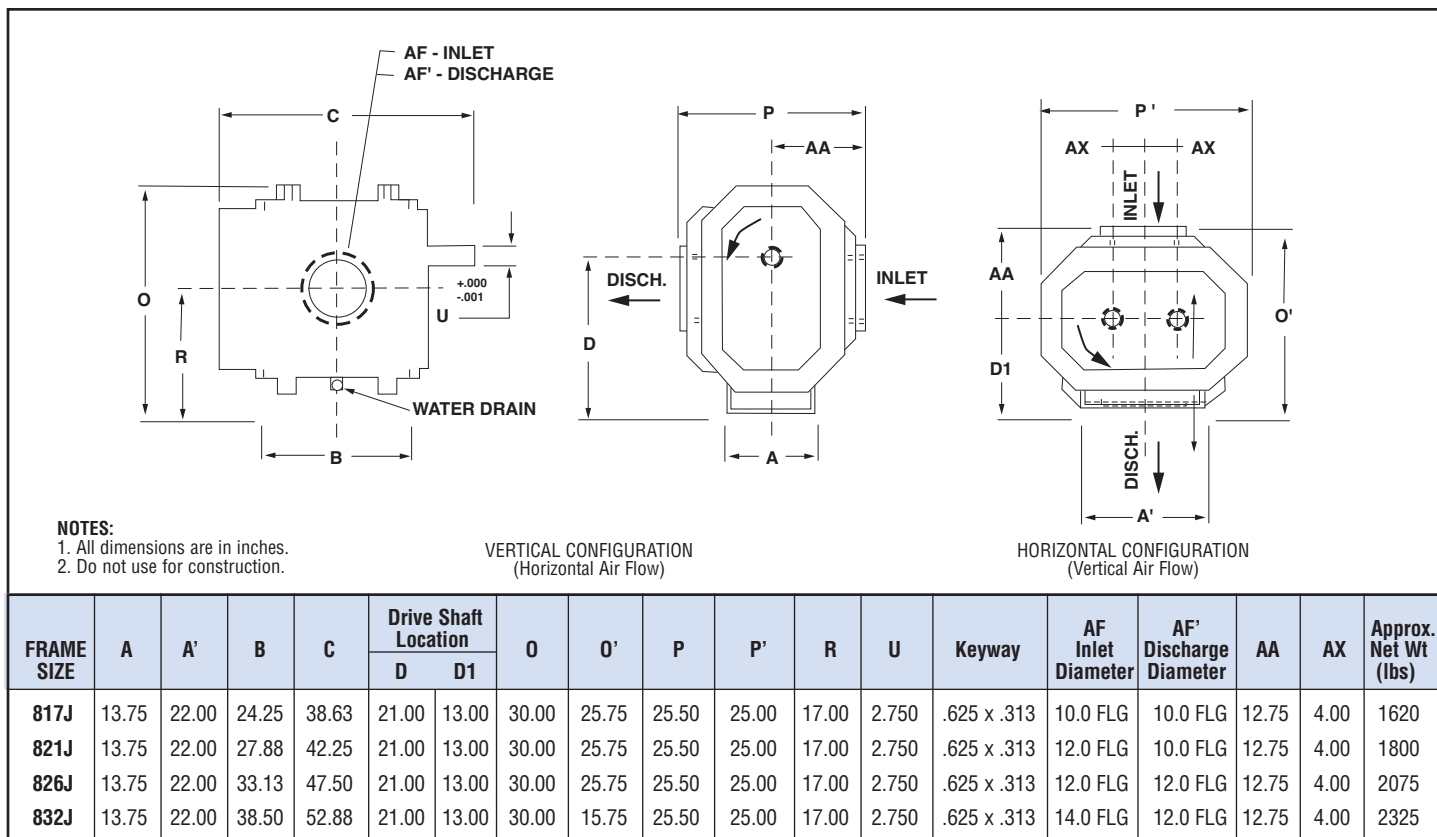
PERFORMANCE TABLE

FRAME SIZE	SPEED RPM	16" Hg VAC		20" Hg VAC		22" Hg VAC		24" Hg VAC	
		CFM	BHP	CFM	BHP	CFM	BHP	CFM	BHP
817J	850	948	47.8	840	59	737	64.5	564	70.0
	1170	1385	66.9	1258	82	1138	89.5	937	97.1
	1800	2265	105.9	2110	128	1962	139.2	1715	150.3
821J	850	1138	56.8	1008	70.2	885	76.8	677	83.5
	1170	1662	79.3	1510	97.5	1366	106.5	1124	115.6
	1800	2719	125.2	2532	151.9	2355	165.3	2058	178.6
826J	850	1423	70.4	1260	87.1				
	1170	2078	98.2	1888	120.8				
	1800	3400	154.2	3166	187.6				
832J	850	1707	84.0						
	1170	2493	116.8						
	1800	4079	182.9						

NOTES:

1. Vacuum ratings based on inlet air at standard temperature of 68°F, discharge pressure of 30" Hg and specific gravity of 1.0.

OUTLINE DRAWING & DIMENSIONAL TABLE



Dresser Roots

Houston, Texas Headquarters • U.S. Toll Free Phone: 1-877-363-ROOT(S) (7668) • Direct Phone: +1 832-590-2600

Connorsville, Indiana Operations • U.S. Toll Free Phone: 1-877-442-7910 • Direct Phone: +1 765-827-9285

United Kingdom Operations • Phone: +44 (0) 1695 52600

USA/Canada Sales • Phone: +1 773-444-3360

Houston, Texas Factory Service • Phone: +1 713-896-4810

Mexico City Sales and Factory Service • Phone: +52 55 5889 5811

Dubai Sales and Factory Service • Phone: +971 4-8830831

Malaysia Sales • Phone: +60 3 2163 0480

China Sales • Phone: +86 10 8486 2440

Shanghai Factory Service • Phone: +86 21 5858 7638



©2007 Dresser, Inc. all rights reserved. • Printed in the U.S.A. • All information subject to change without notice. • Universal RAI and EasyAir are registered trademarks of Dresser, Inc. • ROOTS, RAM X, and WHISPAIR, are trademarks of Dresser, Inc.

www.dresser.com/rootsblowers