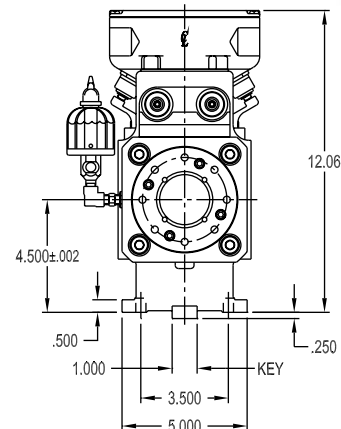
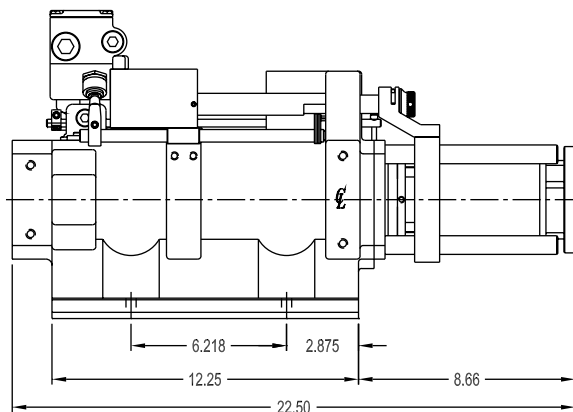
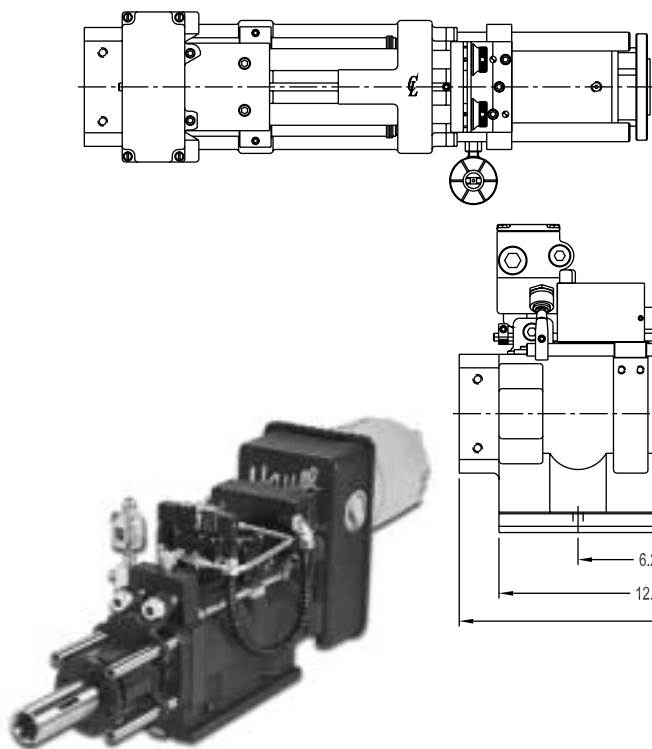


LEAD SCREW TAPPING UNIT



Models 7494, 7495

Specifications (Unit: inch)

Model No.	Thrust	Stroke	Screw Length	Max. Spindle Speed	Min. Spindle Speed	Pitches Avail.	Rapid Travel
7494	N/A	4"	4"	2000	80	Std/Metric	No
7495*	N/A	4"	4"	1000	80	Std/Metric	No

*Note: For single spindle application add "ZZ" to "Special" column on order form.

Other lead screw models are available in 4" stroke configurations. Contact Hause Machines or your local representative for details.

Features

- "No hole" safety switch.
- Interchangeable lead screws and nuts.
- Depth repeatability of 1/8th revolution @ 1000 rpm's.
- Pulley and RPM choices.
- Belt housing/position choices.
- Various spindle and drive choices.

Customizing A Hause Unit To Your Specs

Most Hause power feed units can be customized to best fit the needs of your unique applications. Using the worksheet at the back of this catalog and the information found on pages 36 - 49, you can spec out the Hause unit of your choice.

Model	Spindle	Drive	Belt/Pulley	Motor	Belt Housing	Special
7494	- BE	- A	- A	- BB	- B1	-
	Pgs. 36-37	Pgs. 38-39	Pgs. 40-41	Pgs. 42-44	Pg. 45	Pgs. 46-49

Example: 7494-BE-A-A-BB-B1 This code specifies a Lead Screw Tapping unit (Model No. 7494) with 4" of lead screw stroke. Accessorizing this unit is a 1-1/16" Adjustable Adapter Spindle, Inline Shaft Drive, 5-Step Pulleys, and a 1.35 HP Demag Motor, mounted behind the unit on a Small Extended Belt Housing.