

# HK

# HG

Oil Country Lathes



**KINGSTON**


# HK / HG

## Oil Country Lathes


Leading the industry in heavy duty oil country lathes, the Kingston HK and HG models with 12.5" and 14.8" spindle bores respectively, come available with the choice of 30" or 34" swing and lengths from 120" – 280." These models come double chuck ready with A2-20 spindle nose and are equipped with a powerful 20HP inverter driven main motor, a hydraulic brake system, and a semi- automatic air threading attachment complete with taper. The spindle is made of hardened and ground alloy steel and features two heavy duty precision taper roller bearings which provide rigid support and greater accuracy for all your heavy duty applications.

### Machine Highlights

- 1 20 HP 6P High performance motor with Mitsubishi inverter for greater torque
- 2 Hydraulic Brake System



- 3 Rear Chuck Adapter




- 4 Main Spindle** 12.5" or 14.8" bore hardened and ground alloy steel for greater accuracy. 16 Step Spindle Speed from 5-300 RPM

Heavy duty precision taper roller bearings provide rigid support




Hardened and ground gears

- 5 Semi-Automatic Air Threading Attachment with Taper**
- 6 Tailstock** Two speed tailstock with convenient clamp lever to lock the hardened and ground quill ( 5 1/8")
- 7 Apron** Overload protection device incorporates a cone clutch. An interlock mechanism for threading and feeds
- 8 Feed Gearbox** 40 kinds of Feed Changes



## Standard Features

- 20HP, 220V (only), 3 Phase, 6P Motor and Electrics including motor drive arrangement with inverter & hydraulic brake
- Spindle Bore: HK 12.5" / HG 14.8"
- Spindle Nose: ASA-A2-20
- 4-way Rapid Traverse
- Hydraulic Brake System
- Rear Chuck Adapter
- Chuck Guard (Front and Rear)
- Two-speed drive tailstock quill
- Semi-automatic air threading attachment with taper

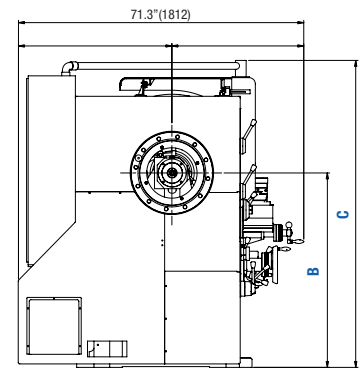
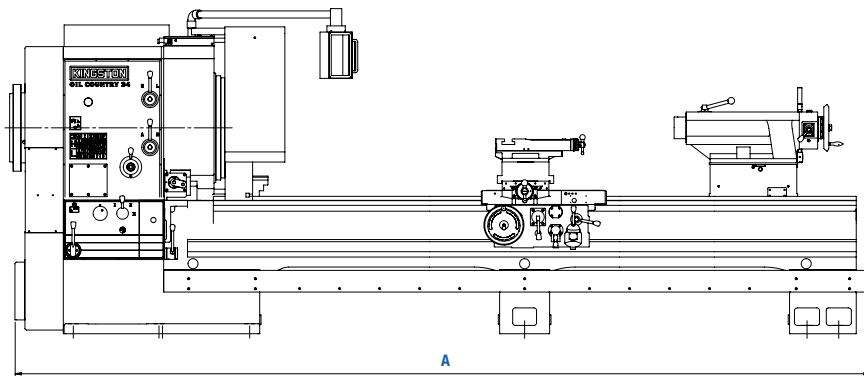


## Optional Accessories

- 11.9" Steady Rest with Roller Jaws ( Min. Capacity 1.25")
- 19.7 Steady Rest with Roller Jaws ( Min. Capacity 11.1")
- Roller bracket
- 7.9" Follow rest
- Regular Telescopic Taper Attachment  $\pm 8^\circ$  & 3.5"/foot, 19.7" (500mm) stroke







Model	A
HK,HG-3000	202" (5128)
HK,HG-4000	243" (6160)
HK,HG-5000	281" (7130)
HK,HG-6000	325" (8250)
HK,HG-7000	358" (9088)

B		
Swing Over Bed	HK	HG
30" (760)	47" (1180)	---
34" (870)	49" (1235)	49" (1235)
40" (1020)	---	52" (1310)

C		
Swing Over Bed	HK	HG
30" (760)	75" (1895)	---
34" (870)	77" (1950)	77" (1950)
40" (1020)	---	80" (2025)

Capacity	HK-30	HK-34	HG-34	HG-40
Swing Over Bed	30"	34"	34"	40"
Swing Over Cross Slide	20.75"	25.13"	25.13"	31"
Distance Between Centers		120" / 160" / 200" / 240" / 280"		
Width of Bed	22"		22"	
Hgt. of Ctr. from Leg Bottom	46.44"	48.6"	49"	52"

Headstock		
Spindle Bore	12.5"	14.8"
Taper of Spindle Bore & Center	3/4" Taper per Foot	3/4" Taper per Foot
Type of Spindle Nose	ASA A2-20	ASA A2-20
Number of Spindle Speed	16	16
Spindle Speed	5-300 RPM	5-300 RPM

Gear Box	
Number of Feed Changes	40 kinds
Range of Long. Feeds per Rev.	0.0024" - 0.0337"
Cross	1/2 of longitudinal feed
Leadscrew Diameter & Threads / in.	1.438" / 2 TPI
Threading range	1 to 28 TPI (50 kinds)
	1 to 28mm pitch (41 kinds)
	0.5 to 7 M (20 kinds)
	4 to 56 D.P. (40 kinds)

Tool Slide	
Maximum Travel of Compound	9.45"
Maximum Travel of Cross Slide	21.25"

Tailstock	
Tailstock Quill Travel	11.75"
Tailstock Quill Diameter	5.125"
Tailstock Center	M.T. #6

Motor	
Main Drive Motor	20HP (15kw), 6P
Coolant Pump Motor	1/4 HP

Dimensions	
Floor Space	86"W x 205 / 245 / 285 / 325 / 365

Weight	
HK 30" Swing	17,600 / 19,150 / 19,800 / 22,220 / 23,760
HK 34" Swing	18,600 / 20,150 / 21,670 / 23,200 / 24,750
HG 34" Swing	18,600 / 20,150 / 21,670 / 23,200 / 24,750
HG 40" Swing	20,100 / 21,600 / 23,155 / 24,700 / 26,250



### Kingston Machine Tool

5421 Business Dr,  
Huntington Beach, CA 92649  
(714) 894-1648 | Fax (714) 897-2616  
kingstonmachine.com