


# Engine Driven Rotary Screw Compressor Combination Packages

---



---

**Compressed Air Systems**

Simplicity. It's What We Do.

[www.compressed-air-systems.com](http://www.compressed-air-systems.com)

1-800-531-9656 Fax 972-352-6364




# Engine Driven Rotary Screw Compressor/Generator Combination Units

## Features:

- Heavy duty industrial grade gas or diesel engine
- Industrial rotary screw airend
- Industrial grade generator
- Heavy duty mounting base

## Options:

- Filter/regulator
- Air hose quick disconnects
- Engine control extensions
- Stainless flex lines for air



## 5-10HP RS SERIES SCREW COMPRESSORS

Model	CFM@ 150PSI	Tank Size	Engine HP	Engine Start	Length	Width	Height	Weight	Generator Watt	Engine
RS130GEH30-GEN	19	30 Gallon	13	Electric	42	24	42	450	5000	Honda
RS140GEC30-GEN	19	30 Gallon	14	Electric	42	24	42	450	5000	Kohler
RS180GEH30-GEN	26	30 Gallon	18	Electric	42	24	42	450	5000	Honda
RS260DEC30-GEN	40	30 Gallon	26	Electric	48	36	48	500	5000	Kohler Diesel
RS290GEC30-GEN	40	30 Gallon	29	Electric	48	36	48	550	5000	Kohler
RS510DEC-GEN	120	Base mount	51	Electric	70	44	50	1100	10000	Kohler Diesel

**Note:** Units above 14hp require and auxiliary fuel cell. All units are standard tank mount, basemount available.



# Rotary Screw Compressor-Welder-Generators

## Features:

- Industrial grade gas or diesel engine
- Industrial grade welder/generator
- Heavy duty industrial rotary screw airend
- Battery mounted and wired
- Electric start engine
- Vibration pads
- Stainless steel flex lines
- Freight pre-paid in lower 48 states and southern Canada

## Options:

- Heavy duty marine grade battery
- Filter regulator
- Front mount battery
- Engine control extension



Model	CFM@ 150PSI	Tank Size	Engine HP	Engine Start	Length	Width	Height	Weight	Generator	Welder	Engine
RS130GEH30-GEN-WE	19	30 Gallon	13	Electric	46	24	44	575	5000	240A	Honda
RS140GEC30-GEN-WE	19	30 Gallon	14	Electric	46	24	44	575	5000	240A	Kohler
RS180GEH30-GEN-WE	22	30 Gallon	18	Electric	46	26	44	600	5000	240A	Honda
RS260DEC30-GEN-WE	40	30 Gallon	26	Electric	48	36	48	625	5000	240A	Kohler Diesel
RS510DEC-GEN-WE	120	Base mount	51	Electric	70	44	50	1150	10000	400A	Kohler Diesel

**Note:** Units above 14hp require and auxiliary fuel cell. All units are standard tank mount, basemount available.

# Enclosed Reciprocating Compressor Combination Packages

- Industrialgrade reciprocating compressor
- Industrial grade drive engine
- Quick Service compressor filters
- Electric start drive engine
- Vibration mounting pads
- Load/Unload Operation
- Compressor head cooling unloader
- Disc & Spring Valve
- Compressor Intake filter silencer
- Easy to remove compressor cover
- ASME/CR N Certified safety valves

## Accessories Available

- Cold weather heating package
- Heavy duty marine grade battery
- High ambient temperature cooling package
- Compressor cover color change
- 6 or 12 ga llon EPA, DOT rated fuel cells
- 6 or 30 gallon air storage tank
- Drive engine control extension
- Compressed air regulator control pack



GAS ENGINE DRIVEN							
Model	CFM@ 100PSI	CFM@ 150PSI	Welder Amps	Generator Watts	Engine Brand	12 Volt Cooling System Standard	Auxiliary Fuel Tank Required
RS180GEH-GWE-ENC	40	31	240	5000	Honda	Yes	Yes
RS180GEC-GWE-ENC	40	31	240	5000	Kohler	Yes	Yes
RS280GEC-GWE-ENC	63	52	240	5000	Kohler	Yes	Yes
DIESEL ENGINE DRIVEN							
RS180DEC-GWE-ENC	40	31	240	5000	Kohler	Yes	Yes
RS280DEC-GWE-ENC	63	52	240	5000	Kohler	Yes	Yes

# Enclosed Engine Driven Rotary Screw Compressor Combination Packages 5n1

## Features:

- Industrial grade rotary screw compressor
- Industrial grade drive engine
- Quick Service compressor filters
- Electric start drive engine
- Vibration mounting pads
- Load/Unload Operation
- Compressor head cooling unloader
- Disc & Spring Valve

- Compressor Intake filter silencer
- Easy to remove compressor cover
- ASME/CRN Certified safety valves
- Reverse polarity protection
- Battery mounted and wired

## Accessories Available

- Cold weather heating package
- Heavy duty marine grade battery
- High ambient temperature cooling package
- Compressor cover color change
- 6 or 12 ga llon EPA, DOT rated fuel cells
- 6 or 30 gallon air storage tank
- Drive engine control extension
- Compressed air regulator control pack

GAS ENGINE DRIVEN								
Model	CFM@ 100PSI	CFM@ 150PSI	Welder Amps	Generator Watts	Jump Start Amps	Battery Charge Amps	Engine Brand	Auxiliary Fuel Tank Required
RS20GEH-WGLS-ENC	30	26	300	6000	300	300	Honda	Yes
RS280GEH-WGLS-ENC	42	33	300	6000	300	300	Kohler	Yes
DIESEL ENGINE DRIVEN								
RS260GED30HC-WGJS-ENC	40	31	300	6000	300	300	Kohler	Yes

Unit with drive engines larger than 14hp or 440CC require and auxiliary fuel tank  
Pictures for reference some package appearance may vary from image

# Engine Driven Rotary Screw Compressor Combination Packages 5n1

**Features:**

- Industrial grade rotary screw compressor
- Industrial grade drive engine
- Quick Service compressor filters
- Electric start drive engine
- Vibration mounting pads
- Load/Unload Operation
- Compressor head cooling unloader
- Disc & Spring Valve
- Compressor Intake filter silencer
- ASME/CRN Certified safety valves
- Reverse polarity protection

- Automatic tank drain
- Battery mounted and wired

**Options:**

- Cold weather heating package
- Heavy duty marine grade battery
- High ambient temperature cooling package
- Compressor cover color change
- 6 or 12 gallon EPA, DOT rated fuel cells
- 6 or 30 gallon air storage tank



GAS ENGINE DRIVEN								
Model	CFM@ 100PSI	CFM@ 150PSI	Welder Amps	Generator Watts	Jump Start Amps	Battery Charge Amps	Engine Brand	Auxiliary Fuel Tank Required
RS20GEH30HC -WGJS	30	26	300	6000	300	300	Honda	Yes
RS280GEC30HC-WGJS	42	33	300	6000	300	300	Kohler	Yes
GAS ENGINE DRIVEN								
RS260GED30HC-WGJS	40	31	300	6000	300	300	Kohler	Yes

Unit with drive engines larger than 14hp or 440CC require and auxiliary fuel tank  
Pictures for reference some package appearance may vary from image



**Compressed Air Systems, LLC**

2626 Skyway Drive  
Grand Prairie, TX, 75052  
**1-800-531-9656**  
Fax 972-352-6364

**Simplicity. It's What We Do.**